

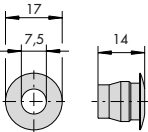
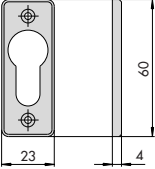
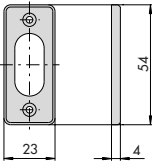
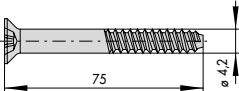
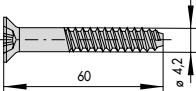
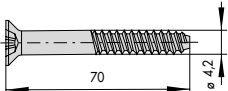
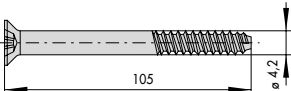
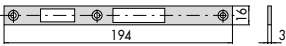
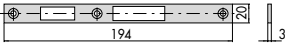
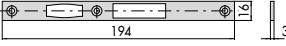
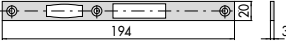
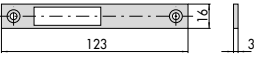
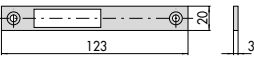
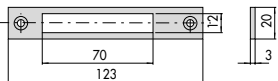
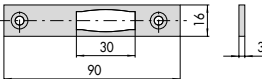
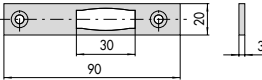
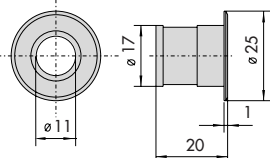
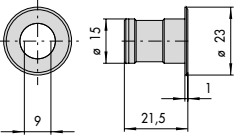
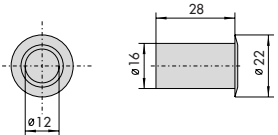
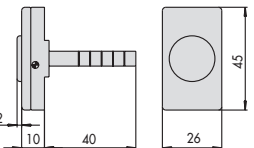
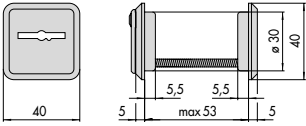
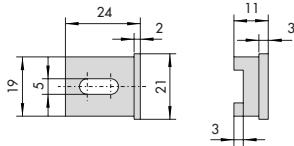
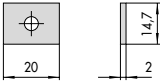
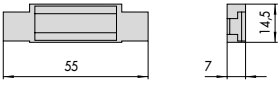
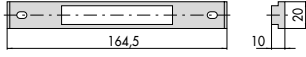

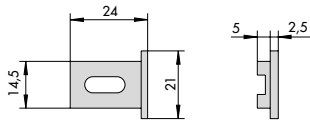
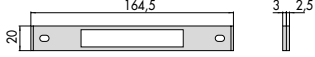
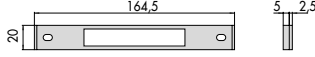
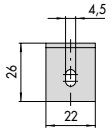
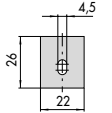
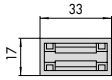
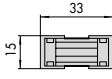
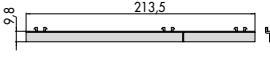
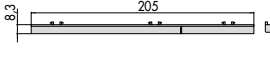
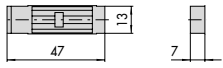
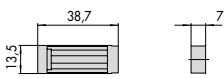
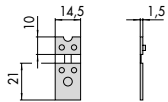
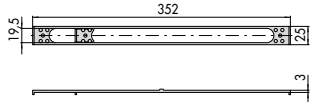
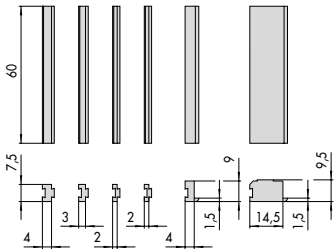
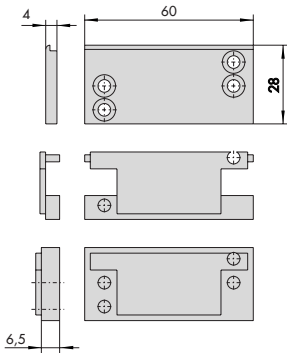
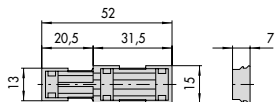
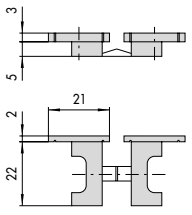




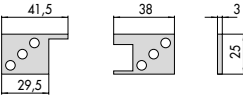

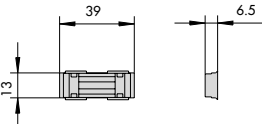
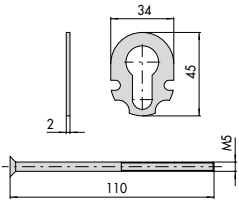
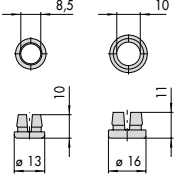
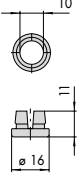
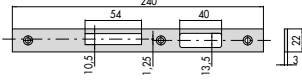
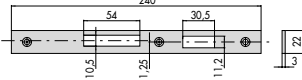
Type	Description	For series/item	Unit weight 	Pieces 	ITEM			
					Type	Dim.	Hand	Fin.
	• Black nylon rose	02400	0,001	100	1	06002	00	0
	• Set of black nylon roses for European profile cylinders		0,004	100	1	06012	01	0
	• Set of black nylon roses for oval cylinders		0,004	100	1	06027	01	0
	• Nickel-plated steel screw • ON REQUEST: Brass plated steel (fin. 28)	1 06119 00 0, 1 06123 00 1, 1 06123 03 0, 1 06123 04 0, 1 06142 00 0, 1 06142 02 0	0,017	50	1	06048	00	0
	• Nickel-plated steel screw • ON REQUEST: Brass plated steel (fin. 28)	1 06119 00 0, 1 06123 00 1, 1 06123 03 0, 1 06123 04 0, 1 06142 00 0, 1 06142 02 0	0,004	50	1	06048	01	0
	• Nickel-plated steel screw • ON REQUEST: Brass plated steel (fin. 28)	1 06119 00 0, 1 06123 00 1, 1 06123 03 0, 1 06123 04 0, 1 06142 00 0, 1 06142 02 0	0,006	50	1	06048	02	0
	• Nickel-plated steel screw • ON REQUEST: Brass plated steel (fin. 28)	1 06119 00 0, 1 06123 00 1, 1 06123 03 0, 1 06123 04 0, 1 06142 00 0, 1 06142 02 0	0,008	50	1	06048	03	0
	• Zinc plated steel flat striker	44220, 44221, 44225, 44226	0,050	25	1	06077	16	0
	• Zinc plated steel flat striker	44220, 44221, 44225, 44226	0,070	25	1	06077	20	0



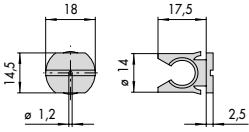
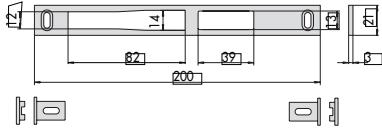
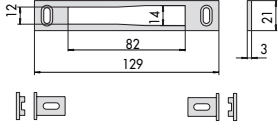
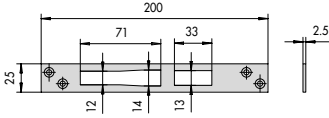
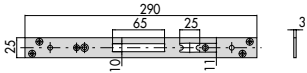
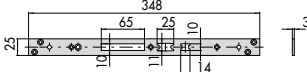
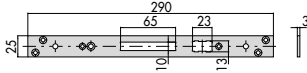
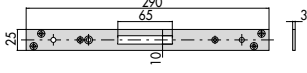
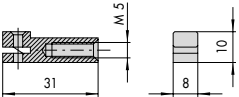
Type	Description	For series/item	Unit weight Kg	Pieces	ITEM				
					Type	Dim.	Hand	Fin.	Pers. Spec.
	• Zinc plated steel flat striker	44230, 44231, 44235, 44236	0,052	25	1	06078	16	0	
	• Zinc plated steel flat striker	44230, 44231, 44235, 44236	0,070	25	1	06078	20	0	
	• Zinc plated steel flat striker	44240, 44241, 44245, 44246	0,030	25	1	06079	16	0	
	• Zinc plated steel flat striker	44240, 44241, 44245, 44246	0,045	25	1	06079	20	0	
	• Zinc plated steel flat striker	44360, 44361, 44460, 44461	0,037	25	1	06079	77	0	
	• Zinc plated steel flat striker	44237, 44238	0,025	25	1	06080	16	0	
	• Zinc plated steel flat striker	44237, 44238	0,034	25	1	06080	20	0	
	• Brass floor striker diameter 11 mm. • FOR: - extended bolts with rods diameter 10 mm.		0,016	12	1	06086	00	0	
	• Brass floor striker, diameter 9 mm. • USED FOR: - Internal extended bolts with 8 mm. diameter rods		0,013	12	1	06086	01	0	
	• Brass floor striker with spring dust-cover, diameter 12 mm. • USED FOR: - Internal extended bolts with 8 mm. diameter rods multi-point locks series 46445 - Extended bolt for Multiptop item 1.06449.11.0		0,020	12	1	06086	02	0	
	• Nylon push-button for electric locks		0,020	12	1	06110	10	0	

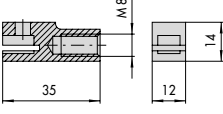
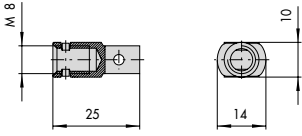
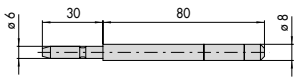
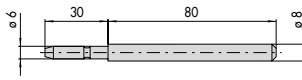
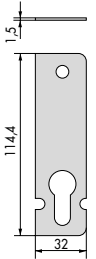
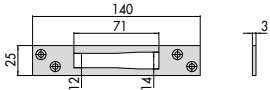
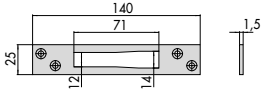
Type	Description	For series/item	Unit weight Kg	Pieces	ITEM				
					Type	Dim.	Hand	Fin.	Pers. Spec.
	<ul style="list-style-type: none"> • Set of chrome-plated brass key guides • AVAILABLE FINISHES: Polished brass (fin. 67) 	17352, 17357, 57312, 57317, 57320, 57325, 57330, 57335, 57352, 57357, 57360, 57365, 57370, 57375	0,038	5	1	06123	00	1	
	<ul style="list-style-type: none"> • Set of nylon key guides 	17352, 17357, 57312, 57317, 57320, 57325, 57330, 57335, 57352, 57357, 57360, 57365, 57370, 57375	0,035	5	1	06123	03	0	
	<ul style="list-style-type: none"> • Set of nylon faceplate spacers (8 mm.) for Alpha and Esedra Doors Shops profiles • Fitting both mid-rail horizontal locks and narrow frame upright locks 		0,010	25	1	06141	52	0	
	<ul style="list-style-type: none"> • Set of nylon faceplate spacers (2 mm.) 	44200, 44600	0,002	25	1	06141	53	0	
	<ul style="list-style-type: none"> • Nylon roller insert for striking plates of locks series 44600 		0,003	25	1	06141	55	0	
	<ul style="list-style-type: none"> • Nylon faceplate spacer (2.5 mm.) for mid-rail locks with 16 and 20 mm. faceplate 		0,011	25	1	06141	57	0	
	<ul style="list-style-type: none"> • Nylon faceplate spacer (5 mm.) for locks with 16 and 20 mm. faceplate 		0,016	25	1	06141	63	0	
	<ul style="list-style-type: none"> • Set of nylon faceplate spacers (5 mm.) for locks and upright locks 		0,003	25	1	06141	65	0	
	<ul style="list-style-type: none"> • Nylon faceplate spacer (3 mm.) for locks with 16 and 20 mm. faceplate 		0,010	25	1	06141	66	0	
	<ul style="list-style-type: none"> • Nylon faceplate spacer (3 mm.) for locks with 16 and 20 mm. faceplate 		0,010	25	1	06141	67	0	

Type	Description	For series/item	Unit weight Kg	Pieces	ITEM				
					Type	Dim.	Hand	Fin.	Pers.
	• Set of nylon faceplate spacers (3 mm.)	16200, 17000, 18200, 46200, 48200, 57000	0,005	25	1	06141	68	0	
	• Set of nylon faceplate spacers (2 mm.)	16200, 17000, 18200, 46200, 48200, 57000	0,001	25	1	06141	69	0	
	• Nylon roller insert	1 06463 04 0, 1 06463 06 0, 1 06463 07 0, 1 06463 14 0, 1 06463 16 0, 1 06463 17 0, 1 06465 04 0, 1 06465 06 0, 1 06465 07 0	0,004	12	1	06141	70	0	
	• Nylon roller insert	1 06463 05 0, 1 06463 08 0, 1 06463 09 0, 1 06463 15 0, 1 06463 18 0, 1 06463 19 0, 1 06465 02 0, 1 06465 03 0, 1 06465 05 0	0,003	12	1	06141	71	0	
	• Nylon cover for Ekip Blindo profile	1 06463 09 0, 1 06463 19 0, 1 06465 03 0	0,008	12	1	06141	72	0	
	• Nylon cover for DOUBLE-LEAF Ekip 50 door profile	1 06463 05 0, 1 06463 15 0, 1 06465 05 0	0,010	12	1	06141	74	0	
	• Nylon roller insert	1 06141 39 0, 1 06141 40 0, 1 06141 41 0, 1 06141 42 0, 1 06141 43 0, 1 06141 44 0, 1 06141 45 0, 1 06141 46 0, 1 06141 47 0	0,002	12	1	06141	75	0	

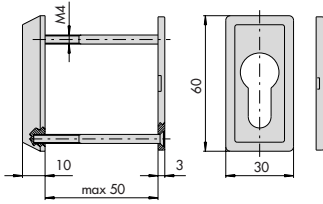
Type	Description	For series/item	Unit weight Kg	Pieces	ITEM				
					Type	Dim.	Hand	Fin.	Pers. Spec.
	<ul style="list-style-type: none"> Nylon roller insert 	1 06285 30 0, 1 06285 32 0, 1 06285 34 0, 1 06285 36 0, 1 06285 38 0, 1 06285 40 0, 1 06285 42 0	0,002	12	1 06141 76 0				
	<ul style="list-style-type: none"> Striking plate spacer (1,5 mm.) 	1 06285 36 0, 1 06463 04 0, 1 06463 14 0, 1 06465 04 0, 1 06465 08 0, 1 06465 14 0	0,005	25	1 06141 77 0				
	<ul style="list-style-type: none"> Nylon faceplate spacer (3 mm.) 	16200, 18200, 46200, 48200	0,020	12	1 06141 78 0				
	<ul style="list-style-type: none"> Nylon cover for thermal cut profiles 	1 06141 40 0, 1 06285 36 0, 1 06463 04 0, 1 06463 14 0, 1 06465 04 0, 1 06465 14 0	0,019	25	1 06141 79 0				
	<ul style="list-style-type: none"> Upper striker for extended bolt Black nylon 	1 07089 52 0	0,022	25	1 06141 80 0				
	<ul style="list-style-type: none"> Nylon roller insert 	1 06278 06 0, 1 06278 28 0	0,002	25	1 06141 82 0				
	<ul style="list-style-type: none"> Set of nylon faceplate spacers (5 mm.) for profile R35, for band locks and upright locks 		0,004	25	1 06141 83 0				

Type	Description	For series/item	 		ITEM				
			Unit weight	Pieces	Type	Dim.	Hand	Fin.	Pers.
	<ul style="list-style-type: none"> Nylon faceplate spacer (3 mm.) 	15020, 15030	0,012	25	1	06141	84	0	
	<ul style="list-style-type: none"> Nylon faceplate spacer (3 mm.) 	15021	0,025	25	1	06141	85	0	
	<ul style="list-style-type: none"> Nylon roller insert 	1 06232 05 0, 1 06461 30 0, 1 06461 35 0, 1 06461 40 0, 1 06461 45 0	0,002	12	1	06141	86	0	
	<ul style="list-style-type: none"> Set of additional spacers for cylinder protection roses for profiles wider than 63 mm. Spacers from 2 mm. (11 pieces) Screws M5 x 110 mm. (2 pieces) 	1 06460 05 0, 1 06460 06 0	0,145	1	1	06141	87	0	
	<ul style="list-style-type: none"> Noise proof bushes for bolts - diameter 8.5 mm. (2 pieces) - diameter 10 mm. (1 piece) 	1 06441 00 0, 1 06441 10 0, 1 06441 20 0, 1 06451 00 0, 1 06451 10 0, 1 07088 00 0	0,004	25	1	06147	00	0	
	<ul style="list-style-type: none"> Noise proof bushes for bolts diameter 10 mm. (1 piece) 	1 06441 00 0, 1 06441 10 0, 1 06441 20 0, 1 06451 00 0, 1 06451 10 0, 1 07088 00 0	0,001	100	1	06147	01	0	
	<ul style="list-style-type: none"> Zinc plated steel flat striker 	44620, 44621, 44625, 44626, 44640, 44645	0,096	25	1	06157	00	0	
	<ul style="list-style-type: none"> Zinc plated steel flat striker 	44630, 44635	0,100	25	1	06167	00	0	

Type	Description	For series/item	Unit weight 	Pieces 	ITEM				
					Type	Dim.	Hand	Fin.	Pers. Spec.
	<ul style="list-style-type: none"> Nylon guide rod 	1 06441 00 0, 1 06441 10 0, 1 06441 20 0, 1 06443 00 0, 1 06443 20 0, 1 06451 00 0, 1 06451 10 0, 1 06453 05 0, 1 07088 00 0	0,003	25	1 06224 00 0				
	<ul style="list-style-type: none"> Zinc plated steel flat striker Includes a pair of spacers item 1.06141.65.0 	44600, 46000	0,069	25	1 06232 05 0				
	<ul style="list-style-type: none"> Zinc plated steel flat striker Includes a pair of spacers item 1.06141.65.0 	1 06443 00 0, 1 06443 05 0, 1 06453 05 0	0,069	25	1 06232 06 0				
	<ul style="list-style-type: none"> Zinc-plated steel faceplate 	46215, 46217, 46225, 46227	0,069	25	1 06232 20 0				
	<ul style="list-style-type: none"> Stainless steel faceplate (25 mm.) 	46215, 46217, 46225, 46227	0,141	12	1 06233 00 0				
	<ul style="list-style-type: none"> Stainless steel faceplate (25 mm.) 	16215, 16217, 16225, 16227	0,160	12	1 06233 01 0				
	<ul style="list-style-type: none"> Stainless steel faceplate (25 mm.) 	46230, 46232, 46250, 46252	0,130	12	1 06233 02 0				
	<ul style="list-style-type: none"> Stainless steel faceplate (25 mm.) 	46200, 46210, 46212, 46220, 46222, 46240, 46242, 46260, 46262, 46265	0,144	12	1 06233 03 0				
	<ul style="list-style-type: none"> Set of threaded bushes (M5) in nylon 	1 07088 00 0, 57317, 57325, 57335	0,010	12	1 06290 00 0				

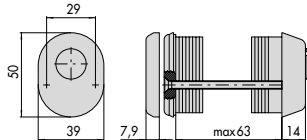
Type	Description	For series/item	Unit weight Kg	Pieces	ITEM				
					Type	Dim.	Hard	Fin.	Pers.
	<ul style="list-style-type: none"> • Set of threaded bushes (M8) in metal 	1 06441 20 0, 17358, 46320, 46322, 57358, 57378	0,050	12	1	06290	05	0	
	<ul style="list-style-type: none"> • Pair of threaded steel bushings (M8), anti-unscrewing 	46300, 46302, 46365, 46375, 56016, 57016, 57035, 57226, 57318, 57336	0,025	25	1	06290	10	0	
	<ul style="list-style-type: none"> • Zinc plated steel saw resistant rod diameter 8 mm. • Lateral push resistance KN 8 	1 06441 00 0, 1 06441 10 0, 1 06441 20 0, 1 06451 00 0, 1 06451 10 0, 1 07088 00 0	0,036	12	1	06291	01	0	
	<ul style="list-style-type: none"> • Zinc plated hardened steel single-piece rod diameter 8 mm. • Lateral push resistance KN 14 	1 06441 00 0, 1 06441 10 0, 1 06441 20 0, 1 06451 00 0, 1 06451 10 0, 1 07088 00 0	0,038	12	1	06291	06	0	
	<ul style="list-style-type: none"> • Lock protection plate to increase drill resistance 	18128, 18229, 48123, 48128, 48153, 48224, 48229, 48254	0,100	6	1	06436	10	0	
	<ul style="list-style-type: none"> • Stainless steel flat striking plate 25 x 3 mm. 	1 06443 00 0, 1 06443 05 0, 1 06453 05 0, 46200, 46210, 46212, 46220, 46222, 46240, 46242, 46260, 46262, 46265, 46420, 46520	0,057	12	1	06459	01	0	
	<ul style="list-style-type: none"> • Stainless steel flat striking plate 25 x 1.5 mm. 	1 06443 00 0, 1 06443 05 0, 1 06453 05 0, 46200, 46210, 46212, 46220, 46222, 46240, 46242, 46260, 46262, 46265, 46420, 46520	0,034	12	1	06459	02	0	

Type	Description	For series/item	Unit weight Kg	Pieces	ITEM				
					Type	Dim.	Hand	Fin.	Pers. Spec.



- Sinterised stainless steel cylinder protection rose

16000, 46000 0,125 1 1 06460 00 0

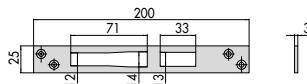


- Protection rose for cylinders RS3, ASTRAL (with long key, special execution CL), and ASIX, in chrome plated carbonitrited steel complete with:
 - spacers 2 mm. (16 pieces), 1 mm. (2 pieces)
 - screws M5 x 73 mm.
 - inside escutcheon
- AVAILABLE FINISHES:
 - gold polished steel (fin. 15)

18000, 48000 0,485 1 1 06460 05 0
0,485 1 1 06460 05 0 15

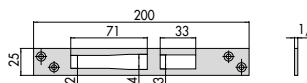
- Protection rose for cylinders SP and TSP ((with long key, special execution CL), in chrome plated carbonitrited steel complete with:
 - spacers 2 mm. (16 pieces), 1 mm. (2 pieces)
 - screws M5 x 73 mm.
 - inside escutcheon
- AVAILABLE FINISHES:
 - gold polished steel (fin. 15)

18000, 48000 0,490 1 1 06460 06 0
0,485 1 1 06460 06 0 15



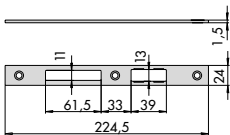
- Stainless steel flat striking plate 25 x 3 mm.

46215, 46217, 0,082 12 1 06461 01 0
46225, 46227,
46425, 46435,
46445, 46525,
46625, 46725



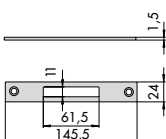
- Stainless steel flat striking plate 25 x 1.5 mm.

46215, 46217, 0,050 12 1 06461 02 0
46225, 46227,
46425, 46435,
46445, 46525,
46625, 46725



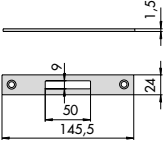
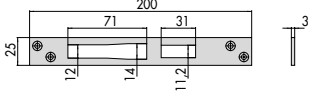
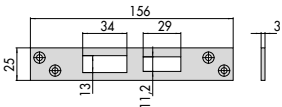
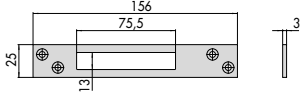
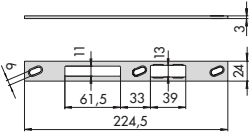
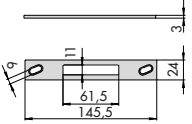
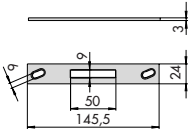
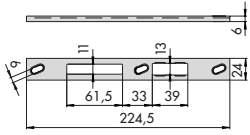
- Stainless steel flat striking plate 25 x 1.5 mm.

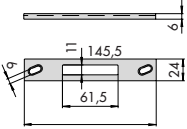
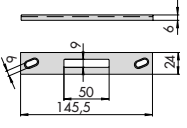
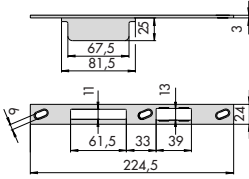
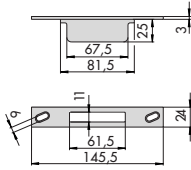
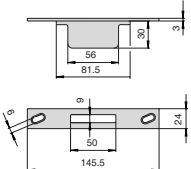
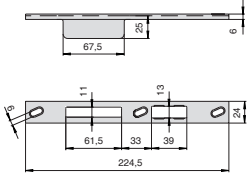
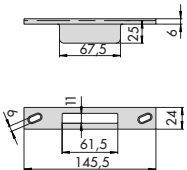
18128, 18225, 0,053 12 1 06461 07 0
18229, 18425,
18525, 48128,
48225, 48229,
48425, 48525



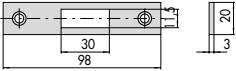
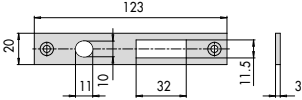
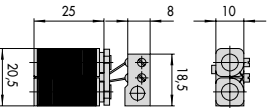
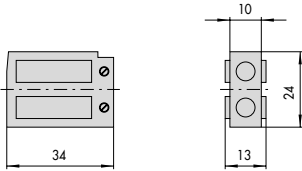
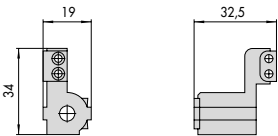
- Stainless steel flat striking plate 25 x 1.5 mm.

48123, 48220, 0,034 12 1 06461 08 0
48224, 48420,
48520

Type	Description	For series/item	Unit weight Kg	Pieces	ITEM			
					Type	Dim.	Hand	Fin.
	<ul style="list-style-type: none"> Stainless steel flat striking plate 25 x 1.5 mm. 	1 06444 15 0, 1 06444 20 0	0,037	12	1	06461	09	0
	<ul style="list-style-type: none"> Stainless steel flat striking plate 25 x 3 mm. 	46230, 46232, 46250, 46252, 46450, 46550, 46650, 46750	0,085	12	1	06461	11	0
	<ul style="list-style-type: none"> Stainless steel flat striking plate 25 x 3 mm. 	57320, 57325, 57360, 57365	0,075	12	1	06461	20	0
	<ul style="list-style-type: none"> Stainless steel flat striking plate 25 x 3 mm. 	57312, 57317, 57330, 57335, 57352, 57357, 57370, 57375	0,067	12	1	06461	21	0
	<ul style="list-style-type: none"> Stainless steel flat striking plate 24 x 3 mm. For roller locks use nylon insert item 1.06141.86.0 	18128, 18225, 18229, 18425, 18525, 48128, 48153, 48225, 48229, 48250, 48254, 48425, 48450, 48525, 48550	0,093	12	1	06461	30	0
	<ul style="list-style-type: none"> Stainless steel flat striking plate 24 x 3 mm. 	48123, 48220, 48224, 48420, 48520	0,065	12	1	06461	31	0
	<ul style="list-style-type: none"> Stainless steel flat striking plate 24 x 3 mm. 	1 06443 20 0, 1 06443 25 0, 1 06444 15 0, 1 06444 20 0	0,067	12	1	06461	32	0
	<ul style="list-style-type: none"> Stainless steel U-shaped striking plate 24 x 6 mm. For roller locks use nylon insert item 1.06141.86.0 	18128, 18225, 18229, 18425, 18525, 48128, 48153, 48225, 48229, 48250, 48254, 48425, 48450, 48525, 48550	0,098	12	1	06461	35	0

Type	Description	For series/item	Unit weight Kg	Pieces	ITEM				
					Type	Dim.	Hand	Fin.	Peris. Spec.
	<ul style="list-style-type: none"> Stainless steel U-shaped striking plate 24 x 6 mm. 	48123, 48220, 48224, 48420, 48520	0,065	12	1	06461	36	0	
	<ul style="list-style-type: none"> Stainless steel U-shaped striking plate 24 x 6 mm. 	1 06443 20 0, 1 06443 25 0, 1 06444 15 0, 1 06444 20 0	0,072	12	1	06461	37	0	
	<ul style="list-style-type: none"> Stainless steel flat striking plate 24 x 3 mm. with dead-bolt protection case For roller locks use nylon insert item 1.06141.86.0 	18128, 18225, 18229, 18425, 18525, 48128, 48153, 48225, 48229, 48250, 48254, 48425, 48450, 48525, 48550	0,182	12	1	06461	40	0	
	<ul style="list-style-type: none"> Stainless steel flat striking plate 24 x 3 mm. with dead-bolt protection case 	48123, 48220, 48224, 48420, 48520	0,155	12	1	06461	41	0	
	<ul style="list-style-type: none"> Stainless steel flat striking plate 24 x 3 mm. with dead-bolt protection case 	1 06443 20 0, 1 06443 25 0, 1 06444 15 0, 1 06444 20 0	0,151	12	1	06461	42	0	
	<ul style="list-style-type: none"> Stainless steel U-shaped striking plate 24 x 6 mm. For roller locks use nylon insert item 1.06141.86.0 	18128, 18225, 18229, 18425, 18525, 48128, 48153, 48225, 48229, 48250, 48254, 48425, 48450, 48525, 48550	0,182	12	1	06461	45	0	
	<ul style="list-style-type: none"> Stainless steel U-shaped striking plate 24 x 6 mm. 	48123, 48220, 48224, 48420, 48520	0,162	12	1	06461	46	0	

Type	Description	For series/item	Unit weight Kg	Pieces	ITEM				
					Type	Dim.	Hand	Fin.	Pers.
	<ul style="list-style-type: none"> Stainless steel U-shaped striking plate 24 x 6 mm. 	1 06443 20 0, 1 06443 25 0, 1 06444 15 0, 1 06444 20 0	0,152	12	1 06461 47 0				
	<ul style="list-style-type: none"> Stainless steel U-shaped striking plate 25 x 6 mm with nylon slide 	16205, 16207, 16215, 16217, 16225, 16227, 16425, 16435, 16445, 16525, 16625, 16725	0,077	12	1 06462 01 0				
	<ul style="list-style-type: none"> Stainless steel U-shaped striking plate 25 x 6 mm. 	17352, 17357, 57352, 57357, 57370, 57375	0,058	12	1 06462 20 0				
	<ul style="list-style-type: none"> Chrome plated outside covering ring 	1 06460 05 0, 1 06460 06 0	0,025	25	1 06473 60 0				
	<ul style="list-style-type: none"> Set of nylon contacts for electric locks complete with spacers: - 2 mm. (6 pieces) - 5 mm. (1 piece) 		0,047	6	1 06511 00 0				
	<ul style="list-style-type: none"> Set of coils 12 V ac CE 	14010, 14011, 14012, 14013, 14017, 14018	0,030	6	1 07013 00 0				
	<ul style="list-style-type: none"> Zinc plated steel flat striker 	44210	0,035	25	1 07027 00 0				
	<ul style="list-style-type: none"> Zinc plated steel flat striker 	45010, 45015, 45025, 45110	0,035	25	1 07028 00 0				

Type	Description	For series/item	Unit weight Kg	Pieces	ITEM			
					Type	Dim.	Hand	Fin. Pers. Spec.
	• Brass flat striker	45100	0,035	25	1	07028	10	0
	• Zinc plated steel flat striker	45012, 45017, 45027	0,040	25	1	07028	05	0
	• Set of coils • 12 V ac CE	14020, 14021	0,027	6	1	07047	00	0
	• Set of coils • 24 V ac CE	14020, 14021	0,027	6	1	07047	01	0
	• Set of coils • 12 V ac CE	14350, 14351, 14352, 14450, 14451, 14452, 14460, 14461, 14462, 14510, 14511, 14512, 15500, 16000, 17500, 18000	0,035	6	1	07086	00	0
	• Set of coils • 24 V ac CE	14350, 14351, 14352, 14450, 14451, 14452, 14460, 14461, 14462, 14510, 14511, 14512, 15500, 16000, 17500, 18000	0,035	6	1	07086	01	0
	• Set of coils • 12 V ac CE	17352, 17353, 17357, 17358	0,035	6	1	07128	00	0
	• Set of coils • 24 V ac CE	17352, 17353, 17357, 17358	0,035	6	1	07128	01	0