


Locks for armour plated doors **CISA**



Exitlock system functions	362	Double-bit key rekeyable rim locks	382
Exitlock panic function rim locks	363	Double-bit key rekeyable mortice locks	385
Exitlock panic function mortice locks	364	Spare keys for rekeyable double-bit key locks	387
Comfortlock panic function rim locks	365	Multifunction rim locks	388
Comfortlock panic function mortice locks	366	Multifunction mortice locks	396
CISA E-Evolution rim powered electronic locks	367	Electric strikers for armour plated door locks	404
CISA E-Evolution mortice powered electronic locks ...	368	Locks for blocking systems	405
Transponder kit and Bticino interface module	369	Double-bit key cylinders	406
Cylinder rim locks with gear mechanism	370	Protection roses	408
Cylinder mortice locks with gear mechanism	373	Accessories for armour plated door locks	413
Double-bit key rim locks	375	Dimensional drawing.....	423
Double-bit key mortice locks	379		



TYPE	CONTROLS	OPERATION
<p>A</p> <p>ACCESS FROM OUTSIDE WITH KEY ONLY</p> <p>For doors to be only opened from the outside by authorized personnel using a key.</p>	<p>INSIDE</p> <p>Panic exit device to open Key to close with deadbolt</p> <p>OUTSIDE</p> <p>Key to operate the latch or deadbolt</p>	<p>1 Access from outside with key only.</p> <p>2 Access from outside only possible by using a key.</p>
<p>B</p> <p>OUTSIDE HANDLE ENABLED/DISABLED</p> <p>For doors opening to the outside and for buildings in which free access must be programmed.</p>	<p>INSIDE</p> <p>Panic exit device to open Key to close with deadbolt or enable/disable the outside handle</p> <p>OUTSIDE</p> <p>The key operates the deadbolt or enables/disables the outside handle to control the latchbolt</p>	<p>1 The outside handle can be enabled by turning the key all the way in the opening direction (the handle will continue to be enabled when the key is taken out).</p> <p>2 By closing the door with the deadbolt, the outside handle will be disabled and remain so even after opening the door via the panic exit device.</p>
<p>D</p> <p>OUTSIDE HANDLE ALWAYS ENABLED</p> <p>For doors located in passage areas (e.g. corridors).</p>	<p>INSIDE</p> <p>Panic exit device to open Key to close with deadbolt</p> <p>OUTSIDE</p> <p>Key to operate the deadbolt. The handle is enabled by the latch with the deadbolt pulled back</p>	<p>1 The outside handle is always enabled when the deadbolt is pulled back.</p> <p>2 After operating the panic exit device, access from the outside is always possible until the deadbolt is operated via the key.</p>



Technical features:

- Steel case and cover.
- Nickel plated steel deadbolts.
- Nickel plated steel non-handed latch.
- Anti-crush plates for screw fixing.
- Steel active pins.
- 1 pc or 5 pcs packages (industrial packaging)

Supplied as standard:

- Striker plate series 06220.

On request:

- Cylinder protective roses series 06460; 06480; 06485.
- Inside escutcheons series 06473.

- For additional locking points
Diverting devices item series 06433-00/01.0
Pair of bolts item 06425.06.0
Striker plates item 06221.28/29.0
- For panic exits (UNI EN 1125)
Panic exit device series 59600 and 59710
- For emergency exits (UNI EN 179)
Handle item 1.07070.50.0
Pair of handles item 1.07070.60.0

Finishes:

- Zinc aluminum.

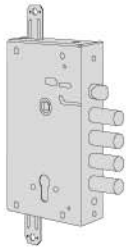
Hand:
0 = Non-handle

Cylinder to be ordered separately



Exitlock

Type	Description	DEAD-BOLTS							ITEM				
		No.	Projection	Distance	Throws	Centre Distance	Faceplate	Backset	Unit weight	Pieces	Type	Dim.	Hand



- Deadbolt and latch
- Pre-setting for additional locking points
- FUNCTION TYPE A
- Inside:
Panic exit device and/or handle to open
Key to close with deadbolt
- Outside:
Key to operate latch and deadbolt

4	3,5	27	2	85	64	2,650	1	1 56915 27 0
4	3,5	28	2	85	64	2,650	1	1 56915 28 0
3	3,5	38	2	85	64	2,650	1	1 56915 38 0
4	3,5	27	2	85	64	2,550	5	1 56915 47 0
4	3,5	28	2	85	64	2,550	5	1 56915 48 0
3	3,5	38	2	85	64	2,550	5	1 56915 58 0

- Deadbolt and latch
- Pre-setting for additional locking points
- FUNCTION TYPE B
- Inside:
Panic exit device and/or handle to open
Key to close with deadbolt and enable or disable the outside handle when latch is operated
- Outside:
Key to close with deadbolt and enable or disable the outside handle when latch is operated

4	3,5	27	2	85	64	2,650	1	1 56916 27 0
4	3,5	28	2	85	64	2,650	1	1 56916 28 0
3	3,5	38	2	85	64	2,650	1	1 56916 38 0
4	3,5	27	2	85	64	2,550	5	1 56916 47 0
4	3,5	28	2	85	64	2,550	5	1 56916 48 0
3	3,5	38	2	85	64	2,550	5	1 56916 58 0

- Deadbolt and latch
- Pre-setting for additional locking points
- FUNCTION TYPE D
- Inside:
Panic exit device and/or handle to open
Key to close with deadbolt
- Outside:
Key to close with deadbolt. When the deadbolt is pulled back, the handle is enabled for latch control

4	3,5	27	2	85	64	2,650	1	1 56917 27 0
4	3,5	28	2	85	64	2,650	1	1 56917 28 0
3	3,5	38	2	85	64	2,650	1	1 56917 38 0
4	3,5	27	2	85	64	2,550	5	1 56917 47 0
4	3,5	28	2	85	64	2,550	5	1 56917 48 0
3	3,5	38	2	85	64	2,550	5	1 56917 58 0



Technical features:

- Steel case and cover.
- Nickel plated steel faceplate
- Nickel plated steel deadbolts.
- Nickel plated steel non-handed latch.
- Anti-crush plates for screw fixing.
- Steel active pins.
- 1 pc or 5 pcs packages (industrial packaging)

Supplied as standard:

- Striker plate series 06220.

On request:

- Cylinder protective roses series 06460; 06480; 06485.
- Inside escutcheons series 06473.

- For additional locking points
Diverting devices item series 06433.00/01.0
Pair of bolts item 06425.06.0
Striker plates item 06221.28/29.0
- For panic exits (UNI EN 1125)
Panic exit device series 59600 and 59710
- For emergency exits (UNI EN 179)
Handle item 1.07070.50.0
Pair of handles item 1.07070.60.0

Finishes:

- Zinc aluminum.

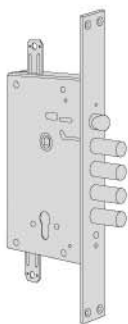
Hand:
0 = Non-handed

Cylinder to be ordered separately



Exitlock

Type	Description	DEAD-BOLTS								ITEM			
		No.	Projection	Distance	Throws	Centre Distance	Faceplate	Backset	Unit weight Kg	Pieces	Type	Dim.	Hand



- Deadbolt and latch
- Pre-setting for additional locking points
- FUNCTION TYPE A
- Inside:
Panic exit device and/or handle to open
Key to close with deadbolt
- Outside:
Key to operate latch and deadbolt

4	28	2	85	35	67	2,800	1	1	56935	28	0			
4	28	2	85	35	67	2,650	5	1	56935	48	0			

- Deadbolt and latch
- Pre-setting for additional locking points
- FUNCTION TYPE B
- Inside:
Panic exit device and/or handle to open
Key to close with deadbolt and enable or disable the outside handle when latch is operated
- Outside:
Key to close with deadbolt and enable or disable the outside handle when latch is operated

4	28	2	85	35	67	2,800	1	1	56936	28	0			
4	28	2	85	35	67	2,650	5	1	56936	48	0			

- Deadbolt and latch
- Pre-setting for additional locking points
- FUNCTION TYPE D
- Inside:
Panic exit device and/or handle to open
Key to close with deadbolt
- Outside:
Key to close with deadbolt. When the deadbolt is pulled back, the handle is enabled for latch control

4	28	2	85	35	67	2,800	1	1	56937	28	0			
4	28	2	85	35	67	2,650	5	1	56937	48	0			



Technical features:

- Steel case and cover.
- Nickel plated steel deadbolts.
- Nickel plated steel non-handed latch.
- Anti-crush plates for screw fixing.
- Steel active pins.
- 1 pc or 5 pcs packages (industrial packaging)

On request:

- Cylinder protective roses series 06460; 06480; 06485.
- Inside escutcheons series 06473.

Finishes:

- Zinc aluminum.

Hand:

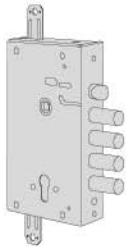
0 = Non-hande

Cylinder to be ordered separately



ComFortlock

Type	Description	DEAD-BOLTS								ITEM			
		No.	Projection	Distance	Throws	Centre Distance	Faceplate	Backset	Unit weight	Pieces	Type	Dim.	Hand



- Deadbolt and latch
- Pre-setting for additional locking points
- Operation:
Closing from inside
deadbolts operated by rotating handle upwards
and/or with key.

4	3,5	27	2	85	64	2,650	1	1 56815 27 0
4	3,5	28	2	85	64	2,650	1	1 56815 28 0
3	3,5	38	2	85	64	2,650	1	1 56815 38 0
4	3,5	27	2	85	64	2,550	5	1 56815 47 0
4	3,5	28	2	85	64	2,550	5	1 56815 48 0
3	3,5	38	2	85	64	2,550	5	1 56815 58 0

Opening from inside:
latchbolt with handle and/or key
deadbolts by rotating handle downwards
(function to be selected according to user's choice)
and/or key

Closing from outside
deadbolts operated by rotating handle upwards
and/or with key

Opening from outside:
latchbolt with handle and/or key
deadbolts with key



Technical features:

- Steel case and cover.
- Nickel plated steel faceplate
- Nickel plated steel deadbolts.
- Nickel plated steel non-handed latch.
- Anti-crush plates for screw fixing.
- Steel active pins.
- 1 pc or 5 pcs packages (industrial packaging)

On request:

- Cylinder protective roses series 06460; 06480; 06485.
- Inside escutcheons series 06473.

Finishes:

- Zinc aluminum.

Hand:

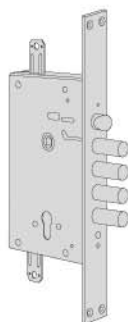
0 = Non-handed

Cylinder to be ordered separately



ComFortlock

Type	Description	DEAD-BOLTS								ITEM			
		No.	Projection	Distance	Throws	Centre Distance	Faceplate	Backset	Unit weight Kg	Pieces	Type	Dim.	Hand



- Deadbolt and latch
- Pre-setting for additional locking points
- Operation:


Closing from inside:
deadbolts operated by rotating handle upwards
and/or with key.

Opening from inside:
latchbolt with handle and/or key
deadbolts by rotating handle downwards
(function to be selected according to user's choice)
and/or key

Closing from outside:
deadbolts operated by rotating handle upwards
and/or with key

Opening from outside:
latchbolt with handle and/or key
deadbolts with key

4	28	2	85	35	67	2,800	1	1	56835	28	0			
4	28	2	85	35	67	2,700	5	1	56835	48	0			



Technical features:

- Powered latch-bolt, dead-bolt and extension bolts for automatic operation
- Automatic closing of the door
- Emergency opening with the mechanical key
- Steel case and cover
- Nickel-plated steel dead-bolt
- Non-handed nickel-plated anti-picking latch-bolt
- Anti-crush plates for fixing screws
- Steel extension bolts

Supplied as standard:

- 12V - 2.3 AH lead battery
- Connecting cables

On request:

- Transponder kit
- Connecting cables

Finishes:

- Zinc plated aluminium

Standards:

- Product in compliance with European Draft Standard pr EN 12209:99

Hand:

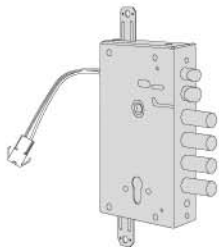
0 = Non-hande

Cylinder to be ordered separately




CISA Evolution

Type	Description	DEAD-BOLTS								ITEM			
		No.	Projection	Distance	Throws	Centre Distance	Faceplate	Backset	Unit weight	Pieces	Type	Dim.	Hand



- Deadbolt and latchbolt
- Pre-arranged for additional locking points

4	3,5	25		85	64	3,320	1	1	E6515 25 0					
4	3,5	27		85	64	3,320	1	1	E6515 27 0					
4	3,5	28		85	64	4,800	1	1	E6515 28 0					
3	3,5	32		85	64	3,320	1	1	E6515 32 0					
3	3,5	38		85	64	3,320	1	1	E6515 38 0					



Technical features:

- Powered latch-bolt, dead-bolt and extension bolts for automatic operation
- Automatic closing of the door
- Emergency opening with the mechanical key
- Steel case and cover
- Nickel-plated steel faceplate
- Nickel-plated steel dead-bolt
- Non-handed nickel-plated anti-picking latch-bolt
- Anti-crush plates for fixing screws
- Steel extension bolts

Supplied as standard:

- Transponder kit
- Connecting cables

On request:

- 12V - 2.3 AH lead battery
- Connecting cables

Finishes:

- Zinc plated aluminium

Certification:

- Product in compliance with European Draft Standard pr EN 12209:99

Hand:

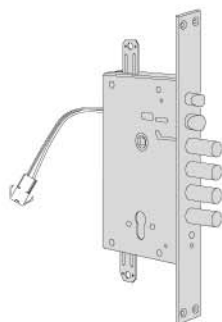
0 = Non-handed

Cylinder to be ordered separately



CISA Evolution

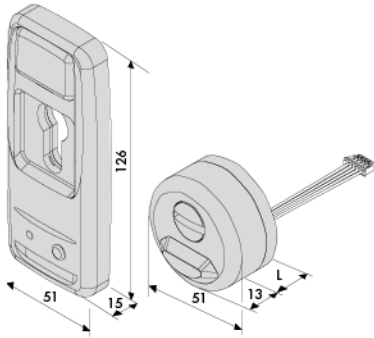
Type	Description	DEAD-BOLTS								ITEM			
		No.	Projection	Distance	Throws	Centre Distance	Faceplate	Backset	Unit weight Kg	Pieces	Type	Dim.	Hand



- Deadbolt and latchbolt
- Pre-arranged for additional locking points

4	28	85	35	67	5,300	1	1	E6535	28	0
---	----	----	----	----	-------	---	---	-------	----	---

Type	Description	For series/item	L	Unit weight	Pieces	ITEM			
						Type	Dim.	Hand	Fin.



- Protective escutcheon with electronic key reader
- Inside escutcheon with push-button control
- 3 electronic keys
- Brass ring
- 2 x M4 45 mm screws
- Available finishes.
Polished brass fin. 00
Polished chrome plated fin. 18
Gun power grey fin. 46
Anodised bronze fin. 64

10A310, 10B310	16,0	0,385	1	1 06525 00 0
-------------------	------	-------	---	--------------

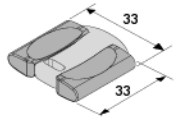
10A310, 10B310	24,5	0,385	1	1 06525 01 0
-------------------	------	-------	---	--------------

10A310, 10B310	34,5	0,385	1	1 06525 02 0
-------------------	------	-------	---	--------------

108810, 108815	16,0	0,385	1	1 06525 10 0
-------------------	------	-------	---	--------------

108810, 108815	24,5	0,385	1	1 06525 11 0
-------------------	------	-------	---	--------------

108810, 108815	34,5	0,385	1	1 06525 12 0
-------------------	------	-------	---	--------------



- Electronic key (Transponder)

	0,085		1	1 06526 00 0
--	-------	--	---	--------------



Technical features:

- Geared operating device for reduced key effort
- Zinc plated steel case
- Nickel-plated reversible latch
- Nickel-plated steel bolts
- Packing: 1 or 5 pcs. (industrial wrapping)
- Range developed according to 2 dimensional standards to meet any installation requirements
- Current absorption 3,1 A
- Voltage 12 V ac CE

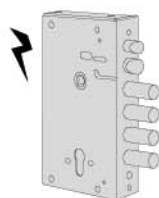
Hand:
0 = Non-hande

Cylinder to be ordered separately



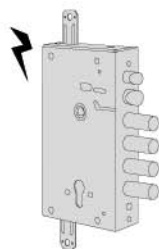
Revolution

Type	Description	DEAD-BOLTS								ITEM			
		No.	Projection	Distance	Throws	Centre Distance	Faceplate	Backset	Unit weight Kg	Pieces	Type	Dim.	Hand



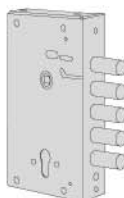
- Dead-bolt and latch
- Electrically controlled dead-locking latch
- Slide item 1.06224.50.0

4	3,5	25	2	85	64	2,330	1	1	15510	25	0			
4	3,5	27	2	85	64	2,330	1	1	15510	27	0			
4	3,5	28	2	85	64	2,330	1	1	15510	28	0			
3	3,5	32	2	85	64	2,330	1	1	15510	32	0			
3	3,5	38	2	85	64	2,330	1	1	15510	38	0			
4	3,5	25	2	85	64	2,030	5	1	15510	45	0			
4	3,5	27	2	85	64	2,030	5	1	15510	47	0			
4	3,5	28	2	85	64	2,030	5	1	15510	48	0			
3	3,5	32	2	85	64	2,030	5	1	15510	52	0			
3	3,5	38	2	85	64	2,030	5	1	15510	58	0			



- Dead-bolt and latch
- Electrically controlled dead-locking latch
- Slide item 1.06224.50.0
- Pre-arranged for additional locking points

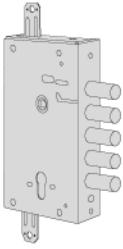
4	3,5	25	2	85	64	2,520	1	1	15515	25	0			
4	3,5	27	2	85	64	2,520	1	1	15515	27	0			
4	3,5	28	2	85	64	2,660	1	1	15515	28	0			
3	3,5	32	2	85	64	2,520	1	1	15515	32	0			
3	3,5	38	2	85	64	2,520	1	1	15515	38	0			
4	3,5	25	2	85	64	2,220	5	1	15515	45	0			
4	3,5	27	2	85	64	2,220	5	1	15515	47	0			
4	3,5	28	2	85	64	2,430	5	1	15515	48	0			
3	3,5	32	2	85	64	2,220	5	1	15515	52	0			
3	3,5	38	2	85	64	2,220	5	1	15515	58	0			



- Dead-bolt only

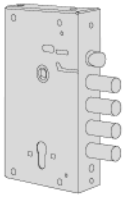
5	3,5	25	2	85	64	2,190	1	1	56500	25	0			
5	3,5	27	2	85	64	2,190	1	1	56500	27	0			
5	3,5	28	2	85	64	2,190	1	1	56500	28	0			
4	3,5	32	2	85	64	2,190	1	1	56500	32	0			
4	3,5	38	2	85	64	2,190	1	1	56500	38	0			
5	3,5	25	2	85	64	1,890	5	1	56500	45	0			
5	3,5	27	2	85	64	1,890	5	1	56500	47	0			
5	3,5	28	2	85	64	1,890	5	1	56500	48	0			
4	3,5	32	2	85	64	1,890	5	1	56500	52	0			
4	3,5	38	2	85	64	1,890	5	1	56500	58	0			

Type	Description	DEAD-BOLTS								ITEM			
		No.	Projection	Distance	Throws	Centre Distance	Faceplate	Backset	Unit weight Kg	Pieces	Type	Dim.	Hand



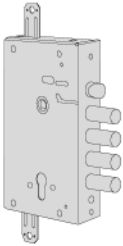
- Dead-bolt only
- Pre-arranged for additional locking points

5	3,5	25	2	85	64	2,370	1	1 56505 25 0
5	3,5	27	2	85	64	2,370	1	1 56505 27 0
5	3,5	28	2	85	64	2,370	1	1 56505 28 0
4	3,5	32	2	85	64	2,370	1	1 56505 32 0
4	3,5	38	2	85	64	2,370	1	1 56505 38 0
5	3,5	25	2	85	64	2,070	5	1 56505 45 0
5	3,5	27	2	85	64	2,070	5	1 56505 47 0
5	3,5	28	2	85	64	2,235	5	1 56505 48 0
4	3,5	32	2	85	64	2,070	5	1 56505 52 0
4	3,5	38	2	85	64	2,070	5	1 56505 58 0



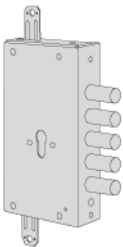
- Dead-bolt and latch

4	3,5	25	2	85	64	2,140	1	1 56510 25 0
4	3,5	27	2	85	64	2,140	1	1 56510 27 0
4	3,5	28	2	85	64	2,440	1	1 56510 28 0
3	3,5	32	2	85	64	2,140	1	1 56510 32 0
3	3,5	38	2	85	64	2,140	1	1 56510 38 0
4	3,5	25	2	85	64	1,840	5	1 56510 45 0
4	3,5	27	2	85	64	1,840	5	1 56510 47 0
4	3,5	28	2	85	64	1,840	5	1 56510 48 0
3	3,5	32	2	85	64	1,840	5	1 56510 52 0
3	3,5	38	2	85	64	1,840	5	1 56510 58 0



- Dead-bolt and latch
- Pre-arranged for additional locking points

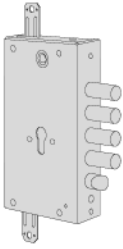
4	3,5	25	2	85	64	2,320	1	1 56615 25 0
4	3,5	27	2	85	64	2,320	1	1 56615 27 0
4	3,5	28	2	85	64	2,650	1	1 56615 28 0
3	3,5	32	2	85	64	2,320	1	1 56615 32 0
3	3,5	38	2	85	64	2,320	1	1 56615 38 0
4	3,5	25	2	85	64	2,020	5	1 56615 45 0
4	3,5	27	2	85	64	2,020	5	1 56615 47 0
4	3,5	28	2	85	64	2,346	5	1 56615 48 0
3	3,5	32	2	85	64	2,020	5	1 56615 52 0
3	3,5	38	2	85	64	2,020	5	1 56615 58 0
4	3,5	27	2	92	64	2,320	1	1 56615 27 0
4	3,5	28	2	92	64	2,320	1	1 56615 28 0
3	3,5	38	2	92	64	2,320	1	1 56615 38 0
4	3,5	27	2	92	64	2,020	5	1 56615 47 0
4	3,5	28	2	92	64	2,370	5	1 56615 48 0
3	3,5	38	2	92	64	2,360	5	1 56615 58 0



- Dead-bolt only
- Pre-arranged for additional locking points

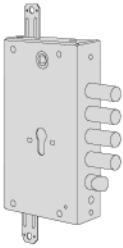
5	3,5	25	2	85	64	2,370	1	1 B6505 25 0
5	3,5	28	2	85	64	2,370	1	1 B6505 28 0
4	3,5	38	2	85	64	2,370	1	1 B6505 38 0
5	3,5	25	2	85	64	2,070	1	1 B6505 45 0
5	3,5	28	2	85	64	2,070	1	1 B6505 48 0
4	3,5	38	2	85	64	2,070	1	1 B6505 58 0

Type	Description	DEAD-BOLTS								ITEM			
		No.	Projection	Distance	Throws	Centre Distance	Faceplate Backset	Unit weight Kg	Pieces	Type	Dirn. Hand	Fin.	Pers. Spec.



- Dead-bolt and latchbolt
- Pre-arranged for additional locking points

4	3,5	25	2	85	64	2,550	1	1	B6515 25 0
4	3,5	28	2	85	64	2,550	1	1	B6515 28 0
3	3,5	38	2	85	64	2,550	1	1	B6515 38 0
4	3,5	25	2	85	64	2,020	5	1	B6515 45 0
4	3,5	28	2	85	64	2,620	5	1	B6515 48 0



- Dead-bolt and latchbolt
- Pre-arranged for additional locking points

4	3,5	28	2	92	64	2,550	1	1	B6615 28 0
3	3,5	38	2	92	64	2,550	1	1	B6615 38 0
4	3,5	28	2	92	64	2,020	5	1	B6615 48 0
3	3,5	38	2	92	64	2,020	5	1	B6615 58 0



Technical features:

- Geared operating device for reducing key effort
- Zinc plated steel case
- Nickel-plated satin steel faceplate
- Nickel-plated reversible latch
- Nickel-plated steel dead-bolts
- Packing: 1 or 5 pcs. (industrial wrapping)
- Range developed according to 2 dimensional standards to meet any installation requirements
- Current absorption 3,1 A
- Voltage 12 V ac CE

Hand:

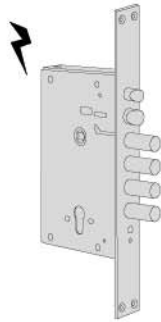
0 = Non-hande

Cylinder to be ordered separately



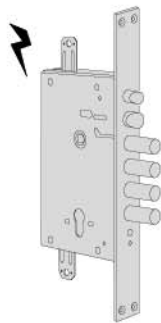
Revolution

Type	Description	DEAD-BOLTS								ITEM			
		No.	Projection Distance	Throws	Centre Distance	Faceplate	Backset	Unit weight Kg	Pieces	Type	Dim. Hand	Fin.	Pers. Spec.



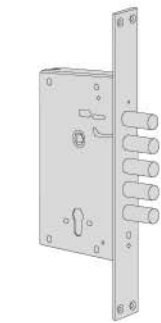
- Dead-bolt and latch
- Electrically controlled dead-locking latch
- Slide item 1.06224.50.0

4	28	2	85	35	67	2,600	1	1	15530	28	0	
4	28	2	85	35	67	2,300	5	1	15530	48	0	



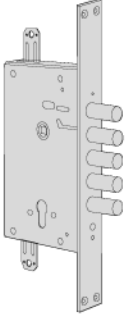
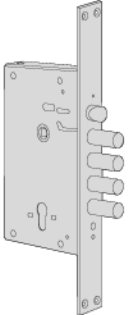
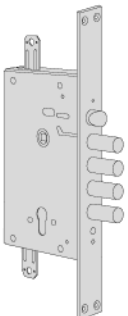
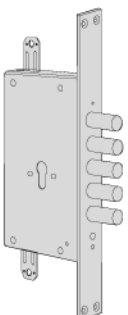
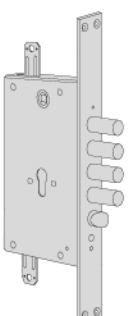
- Dead-bolt and latch
- Electrically controlled dead-locking latch
- Slide item 1.06224.50.0
- Pre-arranged for additional locking points


4	28	2	85	35	67	2,790	1	1	15535	28	0	
4	28	2	85	35	67	2,490	5	1	15535	48	0	



- Dead-bolt only

5	28	2	85	35	67	2,550	1	1	56520	28	0	
5	28	2	85	35	67	2,250	5	1	56520	48	0	

Type	Description	DEAD-BOLTS								ITEM						
		No.	Projection	Distance	Throws	Centre Distance	Faceplate	Backset	Unit weight Kg	Pieces	Type	Dim.	Hand	Fin.	Pers.	Spec.
	<ul style="list-style-type: none"> • Dead-bolt only • Pre-arranged for additional locking points 	5	28	2	85	35	67	2,650	1	1	56525	28	0			
		5	28	2	85	35	67	2,350	5	1	56525	48	0			
	<ul style="list-style-type: none"> • Dead-bolt and latch 	4	28	2	85	35	67	2,420	1	1	56530	28	0			
		4	28	2	85	35	67	2,120	5	1	56530	48	0			
	<ul style="list-style-type: none"> • Dead-bolt and latch • Pre-arranged for additional locking points 	4	28	2	85	35	67	2,800	1	1	56535	28	0			
		4	28	2	85	35	67	2,600	5	1	56535	48	0			
	<ul style="list-style-type: none"> • Dead-bolt only • Pre-arranged for additional locking points 	5	28	2	85	35	67	2,650	1	1	B6525	28	0			
		5	38	2	85	35	67	2,650	1	1	B6525	38	0			
		5	28	2	85	35	67	2,350	1	1	B6525	48	0			
		5	38	2	85	35	67	2,350	1	1	B6525	58	0			
	<ul style="list-style-type: none"> • Dead-bolt and latch • Pre-arranged for additional locking points 	4	28	2	85	35	67	3,100	1	1	B6535	28	0			
		4	38	2	85	35	67	2,600	1	1	B6535	38	0			
		4	28	2	85	35	67	2,300	1	1	B6535	48	0			
		4	38	2	85	35	67	2,300	1	1	B6535	58	0			



Technical features:

- Zinc plated steel case
- Nickel-plated reversible latch
- Nickel-plated steel bolts
- Packing: 1 or 5 pcs. (industrial wrapping)
- Range developed according to 2 dimensional standards to meet any installation requirements
- Current absorption 3,1 A
- Voltage 12 V ac CE

Supplied as standard:

- Keys
- Key guide item 1.06142.01.0
- Inside escutcheon item 1.06143.00.0
- Outside escutcheon item 1.06082.00.0

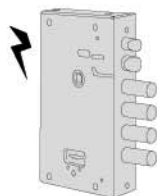
Hand:

0 = Non-hande

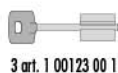
Operation:

- VERSION WITH CONSTRUCTION KEY: the key operates the latch
- VERSION WITH SERVICE KEY: the key operates the latch and first 2 throws

Type	Description	Key item	DEAD-BOLTS								ITEM			
			No.	Projection	Distance	Throws	Centre Distance	Faceplate	Backset	Unit weight	Pieces	Type	Dim.	Hand



- Dead-bolt and latch
- Electrically controlled dead-locking latch
- Slide item 1.06224.50.0



4	3,5	25	4	85	64	2,380	1	1	17510	25	0			
4	3,5	27	4	85	64	2,380	1	1	17510	27	0			
4	3,5	28	4	85	64	2,380	1	1	17510	28	0			
3	3,5	32	4	85	64	2,380	1	1	17510	32	0			
3	3,5	38	4	85	64	2,380	1	1	17510	38	0			
4	3,5	25	4	85	64	2,080	5	1	17510	45	0			
4	3,5	27	4	85	64	2,080	5	1	17510	47	0			
4	3,5	28	4	85	64	2,080	5	1	17510	48	0			
3	3,5	32	4	85	64	2,080	5	1	17510	52	0			
3	3,5	38	4	85	64	2,080	5	1	17510	58	0			

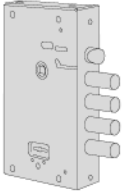







- Dead-bolt and latch
- Electrically controlled dead-locking latch
- Slide item 1.06224.50.0
- Pre-arranged for additional locking points



4	3,5	25	4	85	64	2,570	1	1	17515	25	0			
4	3,5	27	4	85	64	2,570	1	1	17515	27	0			
4	3,5	28	4	85	64	2,570	1	1	17515	28	0			
3	3,5	32	4	85	64	2,570	1	1	17515	32	0			
3	3,5	38	4	85	64	2,570	1	1	17515	38	0			
4	3,5	25	4	85	64	2,270	5	1	17515	45	0			
4	3,5	27	4	85	64	2,270	5	1	17515	47	0			
4	3,5	28	4	85	64	2,270	5	1	17515	48	0			
3	3,5	32	4	85	64	2,270	5	1	17515	52	0			
3	3,5	38	4	85	64	2,270	5	1	17515	58	0			

Type	Description	Key item	DEAD-BOLTS								ITEM						
			No.	Projection	Distance	Throws	Centre Distance	Faceplate	Backset	Unit weight Kg	Pieces	Type	Dim.	Hand	Fin.	Pers.	Spec.
	• Dead-bolt only	2 art. 1 00125 00 1	5	3,5	28	4	85	64	2,180	1	1	57500	08	0			
		1 art. 1 00120 00 1															
	• Dead-bolt only	3 art. 1 00123 00 1	5	3,5	25	4	85	64	2,180	1	1	57500	25	0			
			5	3,5	27	4	85	64	2,180	1	1	57500	27	0			
			5	3,5	28	4	85	64	2,180	1	1	57500	28	0			
			4	3,5	32	4	85	64	2,180	1	1	57500	32	0			
			4	3,5	38	4	85	64	2,180	1	1	57500	38	0			
	• SERVICE KEY VERSION • Dead-bolt only	3 art. 1 00123 00 1	5	3,5	25	4	85	64	2,200	1	1	57501	25	0			
			5	3,5	27	4	85	64	2,200	1	1	57501	27	0			
			5	3,5	28	4	85	64	2,200	1	1	57501	28	0			
		4	3,5	32	4	85	64	2,200	1	1	57501	32	0				
		1 art. 1 00120 00 1 service key	4	3,5	38	4	85	64	2,200	1	1	57501	38	0			
• Dead-bolt only • Cover plate item 1.06228.00.0	3 art. 1 00123 00 1	5	43,5	28	4	85	64	2,380	1	1	57502	28	0				
		4	43,5	32	4	85	64	2,380	1	1	57502	32	0				
	• Dead-bolt only • Pre-arranged for additional locking points	2 art. 1 00125 00 1	5	3,5	28	4	85	64	2,280	1	1	57505	08	0			
		1 art. 1 00120 00 1															
	• Dead-bolt only • Pre-arranged for additional locking points	3 art. 1 00123 00 1	5	3,5	25	4	85	64	2,380	1	1	57505	25	0			
			5	3,5	27	4	85	64	2,380	1	1	57505	27	0			
			5	3,5	28	4	85	64	2,380	1	1	57505	28	0			
			4	3,5	32	4	85	64	2,380	1	1	57505	32	0			
			4	3,5	38	4	85	64	2,380	1	1	57505	38	0			
	• SERVICE KEY VERSION • Dead-bolt only • Pre-arranged for additional locking points	3 art. 1 00123 00 1	5	3,5	25	4	85	64	2,400	1	1	57506	25	0			
			5	3,5	27	4	85	64	2,400	1	1	57506	27	0			
			5	3,5	28	4	85	64	2,400	1	1	57506	28	0			
		4	3,5	32	4	85	64	2,400	1	1	57506	32	0				
		1 art. 1 00120 00 1 service key	4	3,5	38	4	85	64	2,400	1	1	57506	38	0			
• Dead-bolt only • Pre-arranged for additional locking points • Cover plate item 1.06228.00.0	3 art. 1 00123 00 1	5	43,5	28	4	85	64	2,580	1	1	57507	28	0				

Type	Description	Key item	DEAD-BOLTS								ITEM				
			No.	Projection	Distance	Throws	Centre Distance	Faceplate	Backset	Unit weight Kg	Pieces	Type	Dim.	Hand	Fin.
	• Dead-bolt and latch	 2 art. 1 00125 00 1	4	3,5	28	4	85	64	2,850	1	1 57510 08 0				
		 1 art. 1 00120 00 1													
	• Dead-bolt and latch	 3 art. 1 00123 00 1	4	3,5	25	4	85	64	2,230	1	1 57510 25 0				
			4	3,5	27	4	85	64	2,230	1	1 57510 27 0				
			4	3,5	28	4	85	64	2,230	1	1 57510 28 0				
		3	3,5	32	4	85	64	2,230	1	1 57510 32 0					
		3	3,5	38	4	85	64	2,230	1	1 57510 38 0					
• SERVICE KEY VERSION • Dead-bolt and latch	 3 art. 1 00123 00 1	4	3,5	25	4	85	64	2,250	1	1 57511 25 0					
		4	3,5	27	4	85	64	2,250	1	1 57511 27 0					
		4	3,5	28	4	85	64	2,250	1	1 57511 28 0					
		3	3,5	32	4	85	64	2,250	1	1 57511 32 0					
		1 art. 1 00120 00 1 service key	3	3,5	38	4	85	64	2,250	1	1 57511 38 0				
• Dead-bolt and latch • Cover plate item 1.06228.00.0	 3 art. 1 00123 00 1	4	43,5	28	4	85	64	2,430	1	1 57512 28 0					
		3	43,5	32	4	85	64	2,430	1	1 57512 32 0					



Technical features:

- Zinc plated steel case
- Nickel-plated satin steel faceplate
- Nickel-plated reversible latch
- Nickel-plated steel dead-bolts
- Packing: 1 or 5 pcs. (industrial wrapping)
- Range developed according to 2 dimensional standards to meet any installation requirements
- Current absorption 3,1 A
- Voltage 12 V ac CE

Supplied as standard:







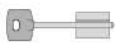

- Keys
- Inside escutcheon item 1.06143.02.0
- Outside escutcheon item 1.06082.01.0

Hand:

0 = Non-hande

Operation:

- VERSION WITH CONSTRUCTION KEY:
the key operates the latch
- VERSION WITH SERVICE KEY:
the key operates the latch and first 2 throws

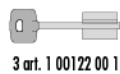
Type	Description	Key item	DEAD-BOLTS								ITEM			
			No.	Projection	Distance	Throws	Centre Distance	Faceplate	Backset	Unit weight Kg	Pieces	Type	Dim. Hand	Fin. Pers.
	<ul style="list-style-type: none"> • Dead-bolt and latch • Electrically controlled dead-locking latch • Slide item 1.06224.50.0 		4	28	4	85	35	67	2,650	1	1	17530	28	0
		3 art. 1 00122 00 1	4	28	4	85	35	67	2,350	5	1	17530	48	0
	<ul style="list-style-type: none"> • Dead-bolt and latch • Electrically controlled dead-locking latch • Slide item 1.06224.50.0 • Pre-arranged for additional locking points 		4	28	4	85	35	67	2,840	1	1	17535	28	0
		3 art. 1 00122 00 1	4	28	4	85	35	67	2,540	5	1	17535	48	0
	<ul style="list-style-type: none"> • Dead-bolt only • SERVICE KEY VERSION • Dead-bolt only 		5	28	4	85	35	67	2,480	1	1	57520	28	0
		3 art. 1 00122 00 1												
			5	28	4	85	35	67	2,500	1	1	57521	28	0
		3 art. 1 00122 00 1												
														
		1 art. 1 00121 00 1 service key												

Type	Description	Key item	DEAD-BOLTS								ITEM							
			No.	Projection	Distance	Throws	Centre Distance	Faceplate	Backset	Unit weight Kg	Pieces	Type	Dim.	Hand	Fin.	Pers.	Spec.	
	<ul style="list-style-type: none"> • Dead-bolt only • Pre-arranged for additional locking points 	5 3 art. 1 00122 00 1	5	28	4	85	35	67	2,750	1	1	57525	28	0				
		<ul style="list-style-type: none"> • SERVICE KEY VERSION • Dead-bolt only • Pre-arranged for additional locking points 	5 3 art. 1 00122 00 1	5	28	4	85	35	67	2,600	1	1	57526	28	0			
			1 art. 1 00121 00 1 service key															
	<ul style="list-style-type: none"> • Dead-bolt and latch 	4 3 art. 1 00122 00 1	4	28	4	85	35	67	2,680	1	1	57530	28	0				
		<ul style="list-style-type: none"> • CONSTRUCTION KEY VERSION • Dead-bolt and latch 	4 3 art. 1 00122 00 1	4	28	4	85	35	67	2,700	1	1	57530	88	0			
			1 art. 1 00121 00 1 construction key															
	<ul style="list-style-type: none"> • SERVICE KEY VERSION • Dead-bolt and latch 	4 3 art. 1 00122 00 1	4	28	4	85	35	67	2,700	1	1	57531	28	0				
		1 art. 1 00121 00 1 service key																
	<ul style="list-style-type: none"> • Dead-bolt only • Pre-arranged for additional locking points 	4 3 art. 1 00122 00 1	4	28	4	85	35	67	2,780	1	1	57535	28	0				
		4 3 art. 1 00122 00 1	4	28	4	85	35	67	2,500	5	1	57535	48	0				
	<ul style="list-style-type: none"> • CONSTRUCTION KEY VERSION • Dead-bolt and latch • Pre-arranged for additional locking points 	4 3 art. 1 00122 00 1	4	28	4	85	35	67	2,520	5	1	57535	68	0				
		4 3 art. 1 00122 00 1	4	28	4	85	35	67	2,800	1	1	57535	88	0				
	1 art. 1 00121 00 1 construction key																	
<ul style="list-style-type: none"> • SERVICE KEY VERSION • Dead-bolt and latch • Pre-arranged for additional locking points 	5 3 art. 1 00122 00 1	5	28	4	85	35	67	2,800	1	1	57536	28	0					
	1 art. 1 00121 00 1 service key																	

Type	Description	Key item	DEAD-BOLTS								ITEM			
			No.	Projection	Distance	Throws	Centre Distance	Faceplate	Backset	Unit weight 	Pieces 	Type	Dim.	Hand



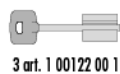
- Dead-bolt only
- Pre-arranged for additional locking points



5	28	4	85	35	67	2,580	1	1	B7525	28	0			
4	38	4	85	35	67	2,580	1	1	B7525	38	0			
5	28	4	85	35	67	2,580	5	1	B7525	48	0			
4	38	4	85	35	67	2,580	5	1	B7525	58	0			



- Dead-bolt and latch
- Pre-arranged for additional locking points



4	28	4	85	35	67	3,100	1	1	B7535	28	0			
3	38	4	85	35	67	2,780	1	1	B7535	38	0			
4	28	4	85	35	67	2,600	5	1	B7535	48	0			
3	38	4	85	35	67	2,600	5	1	B7535	58	0			



Technical features:

- The NEW CAMBIO FACILE system allows to re-key the lock by using a special re-keying tool and the keys, so that it is not necessary to disassemble the lock or any of its parts
- Zinc plated steel case
- Nickel-plated reversible latch
- Nickel-plated, steel dead-bolts
- Pre-arranged for additional locking points
- Packing: 1 or 5 pcs. (industrial wrapping)
- Range developed according to 2 dimensional standards to meet any installation requirements
- Current absorption 3,1 A
- Voltage 12 V ac CE

Operation:

- VERSION WITH CONSTRUCTION KEY: the key operates the 4 throws

Supplied as standard:

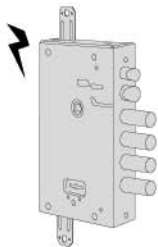
- Keys
- Re-keying tool
- Key guide item 1.06142.01.0
- Inside escutcheon item 1.06143.00.0
- Outside escutcheon item 1.06082.00.0

Hand:

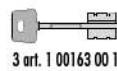
A = Non-handed

New CambioFacile

Type	Description	Key item	DEAD-BOLTS								ITEM	
			No.	Projection	Distance	Throws	Centre Distance	Faceplate	Backset	Unit weight Kg	Pieces	Type



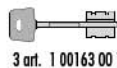
- Dead-bolt and latch
- Electrically controlled dead-locking latch
- Slide item 1.06224.50.0



3 art. 1 00163 00 1

4	3,5	25	4	85	64	2,650	1	1	17615 25 A
4	3,5	27	4	85	64	2,650	1	1	17615 27 A
4	3,5	28	4	85	64	2,650	1	1	17615 28 A
3	3,5	32	4	85	64	2,650	1	1	17615 32 A
3	3,5	38	4	85	64	2,650	1	1	17615 38 A
4	3,5	25	4	85	64	2,350	5	1	17615 45 A
4	3,5	27	4	85	64	2,350	5	1	17615 47 A
4	3,5	28	4	85	64	2,350	5	1	17615 48 A
3	3,5	32	4	85	64	2,350	5	1	17615 52 A
3	3,5	38	4	85	64	2,350	5	1	17615 58 A

- CONSTRUCTION KEY VERSION
- Dead-bolt and latch
- Electrically controlled dead-locking latch
- Slide item 1.06224.50.0



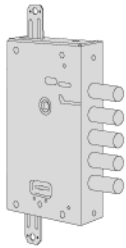
3 art. 1 00163 00 1



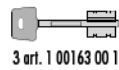
1 art. 1 00120 00 1 construction key

4	3,5	25	4	85	64	2,750	1	1	17665 25 A
4	3,5	27	4	85	64	2,750	1	1	17665 27 A
4	3,5	28	4	85	64	2,750	1	1	17665 28 A
3	3,5	32	4	85	64	2,750	1	1	17665 32 A
4	3,5	38	3	85	64	2,750	1	1	17665 38 A
4	3,5	25	4	85	64	2,450	5	1	17665 45 A
4	3,5	27	4	85	64	2,450	5	1	17665 47 A
4	3,5	28	4	85	64	2,450	5	1	17665 48 A
3	3,5	32	4	85	64	2,450	5	1	17665 52 A
3	3,5	38	4	85	64	2,450	5	1	17665 58 A

Type	Description	Key item	DEAD-BOLTS								ITEM			
			No.	Projection	Distance	Throws	Centre Distance	Faceplate	Backset	Unit weight Kg	Pieces	Type	Dim.	Hand

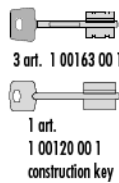


- Dead-bolt only

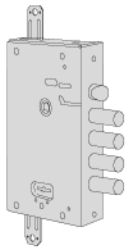


5	3,5	25	4	85	64	2,450	1	1 57605 25 A
5	3,5	27	4	85	64	2,450	1	1 57605 27 A
5	3,5	28	4	85	64	2,450	1	1 57605 28 A
4	3,5	32	4	85	64	2,450	1	1 57605 32 A
4	3,5	38	4	85	64	2,450	1	1 57605 38 A
5	3,5	25	4	85	64	2,150	5	1 57605 45 A
5	3,5	27	4	85	64	2,150	5	1 57605 47 A
5	3,5	28	4	85	64	2,150	5	1 57605 48 A
4	3,5	32	4	85	64	2,150	5	1 57605 52 A
4	3,5	38	4	85	64	2,150	5	1 57605 58 A

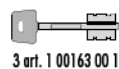
- CONSTRUCTION KEY VERSION
- Dead-bolt only



5	3,5	25	4	85	64	2,550	1	1 57655 25 A
5	3,5	27	4	85	64	2,550	1	1 57655 27 A
5	3,5	28	4	85	64	2,550	1	1 57655 28 A
4	3,5	32	4	85	64	2,550	1	1 57655 32 A
4	3,5	38	4	85	64	2,550	1	1 57655 38 A
5	3,5	25	4	85	64	2,250	5	1 57655 45 A
5	3,5	27	4	85	64	2,250	5	1 57655 47 A
5	3,5	28	4	85	64	2,250	5	1 57655 48 A
4	3,5	32	4	85	64	2,250	5	1 57655 52 A
4	3,5	38	4	85	64	2,250	5	1 57655 58 A

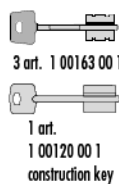


- Dead-bolt and latch

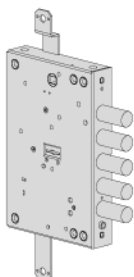


4	3,5	25	4	85	64	2,600	1	1 57615 25 A
4	3,5	27	4	85	64	2,600	1	1 57615 27 A
4	3,5	28	4	85	64	2,600	1	1 57615 28 A
3	3,5	32	4	85	64	2,600	1	1 57615 32 A
3	3,5	38	4	85	64	2,600	1	1 57615 38 A
4	3,5	25	4	85	64	2,300	5	1 57615 45 A
4	3,5	28	4	85	64	2,300	5	1 57615 48 A
3	3,5	32	4	85	64	2,300	5	1 57615 52 A
3	3,5	38	4	85	64	2,300	5	1 57615 58 A

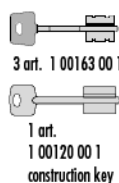
- CONSTRUCTION KEY VERSION
- Dead-bolt and latch



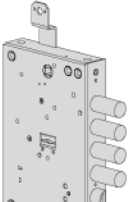


4	3,5	25	4	85	64	2,700	1	1 57665 25 A
4	3,5	27	4	85	64	2,700	1	1 57665 27 A
4	3,5	28	4	85	64	2,700	1	1 57665 28 A
3	3,5	32	4	85	64	2,700	1	1 57665 32 A
3	3,5	38	4	85	64	2,700	1	1 57665 38 A
4	3,5	25	4	85	64	2,400	5	1 57665 45 A
4	3,5	27	4	85	64	2,400	5	1 57665 47 A
4	3,5	28	4	85	64	2,400	5	1 57665 48 A
3	3,5	32	4	85	64	2,400	5	1 57665 52 A
3	3,5	38	4	85	64	2,400	5	1 57665 58 A



- VERSION WITH CONSTRUCTION KEY
- Deadbolt only



5	3,5	28	4	85	64	2,550	1	1 87655 28 A
4	3,5	38	4	85	64	2,550	1	1 87655 38 A
5	3,5	28	4	85	64	2,250	5	1 87655 48 A
4	3,5	38	4	85	64	2,250	5	1 87655 58 A

Type	Description	Key item	DEAD-BOLTS								ITEM				
			No.	Projection	Distance	Throws	Centre Distance	Faceplate	Backset	Unit weight Kg	Pieces	Type	Dirn. Hand	Fin.	Pers. Spec.
 <ul style="list-style-type: none"> • VERSION WITH CONSTRUCTION KEY • Deadbolt and latchbolt 		 3 art. 1 00163 00 1	4	3,5	28	4	85	64	2,700	1	1	B7665	28	A	
			3	3,5	38	4	85	64	2,700	1	1	B7665	38	A	
			 1 art. 1 00120 00 1 construction key	4	3,5	28	4	85	64	2,400	5	1	B7665	48	A
				3	3,5	38	4	85	64	2,400	5	1	B7665	58	A



Technical features:

- The NEW CAMBIO FACILE system allows to re-key the lock by using a special re-keying tool and the keys, so that it is not necessary to disassemble the lock or any of its parts
- Zinc plated steel case
- Nickel-plated satin steel faceplate
- Nickel-plated reversible latch
- Nickel-plated, steel dead-bolts
- Pre-arranged for additional locking points
- Packing: 1 or 5 pcs. (industrial wrapping)
- Range developed according to 2 dimensional standards to meet any installation requirements
- Current absorption 3,1 A
- Voltage 12 V ac CE

Operation:

- VERSION WITH CONSTRUCTION KEY: the key operates the 4 throws

Supplied as standard:

- Keys
- Re-keying tool
- Key guide item 1.06142.01.0
- Inside escutcheon item 1.06143.00.0
- Outside escutcheon item 1.06082.00.0


Hand:

A = Non-handed



New CambioFacile


Type	Description	Key item	DEAD-BOLTS								ITEM				
			No.	Projection	Distance	Throws	Centre Distance	Faceplate	Backset	Unit weight	Pieces	Type	Dim.	Hand	Fin.
	<ul style="list-style-type: none"> • Dead-bolt and latch • Electrically controlled dead-locking latch • Slide item 1.06224.50.0 	3 art. 1 00162 00 1	4	28	4	85	35	67	2,900	1	1 17635 28 A				
			4	28	4	85	35	67	2,750	5	1 17635 48 A				
	<ul style="list-style-type: none"> • CONSTRUCTION KEY VERSION • Dead-bolt and latch • Electrically controlled dead-locking latch • Slide item 1.06224.50.0 	3 art. 1 00162 00 1	4	28	4	85	35	67	3,000	1	1 17685 28 A				
			4	28	4	85	35	67	2,850	5	1 17685 48 A				
		1 art. 1 00120 00 1 construction key													
	<ul style="list-style-type: none"> • Dead-bolt only 	3 art. 1 00162 00 1	5	28	4	85	35	67	2,700	1	1 57625 28 A				
			5	28	4	85	35	67	2,400	5	1 57625 48 A				
	<ul style="list-style-type: none"> • CONSTRUCTION KEY VERSION • Dead-bolt only 	3 art. 1 00162 00 1	5	28	4	85	35	67	2,800	1	1 57675 28 A				
			5	28	4	85	35	67	2,500	5	1 57675 48 A				
		1 art. 1 00120 00 1 construction key													
	<ul style="list-style-type: none"> • Dead-bolt and latch 	3 art. 1 00162 00 1	4	28	4	85	35	67	2,850	1	1 57635 28 A				
			4	28	4	85	35	67	2,550	5	1 57635 48 A				
	<ul style="list-style-type: none"> • CONSTRUCTION KEY VERSION • Dead-bolt and latch 	3 art. 1 00162 00 1	4	28	4	85	35	67	2,950	1	1 57685 28 A				
			4	28	4	85	35	67	2,650	5	1 57685 48 A				
		1 art. 1 00120 00 1 construction key													

Type	Description	Key item	DEAD - BOLTS								ITEM			
			No.	Projection	Distance	Throws	Centre Distance	Faceplate	Backset	Unit weight Kg	Pieces	Type	Dir.	Hand





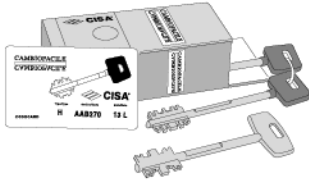
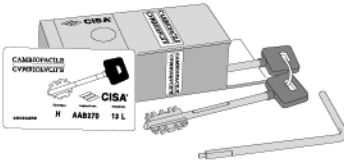
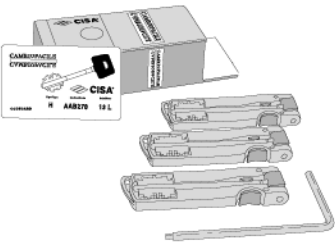

- VERSION WITH CONSTRUCTION KEY
- Deadbolt only

	5	28	4	85	35	67	2,800	1	1	B7675 28 A
	3 art. 1 00162 00 1	4	38	4	85	35	67	2,800	1	1
	5	28	4	85	35	67	2,500	5	1	B7675 48 A
	1 art. 1 00120 00 1 construction key	4	38	4	85	35	67	2,500	5	1



- VERSION WITH CONSTRUCTION KEY
- Deadbolt and latchbolt

	4	28	4	85	35	67	2,950	1	1	B7685 28 A
	3 art. 1 00162 00 1	3	38	4	85	35	67	2,950	1	1
	4	28	4	85	35	67	2,650	5	1	B7685 48 A
	1 art. 1 00120 00 1 construction key	3	38	4	85	35	67	2,650	5	1

Type	Description	Kg	Pieces	ITEM			
				Type	Dim.	Hand	Fin.
 <p>CambioFacile</p>	<ul style="list-style-type: none"> • SUPPLIED AS STANDARD: 3 keys item 1.00162.00.1 1 change key 	0,135	1	1	06520	00	1
	<ul style="list-style-type: none"> • SUPPLIED AS STANDARD: 5 keys item 1.00162.00.1 1 change key 	0,185	1	1	06520	01	1
	<ul style="list-style-type: none"> • SUPPLIED AS STANDARD: 3 keys item 1.00163.00.1 1 change key 	0,145	1	1	06520	10	1
	<ul style="list-style-type: none"> • SUPPLIED AS STANDARD: 5 keys item 1.00163.00.1 1 change key 	0,200	1	1	06520	11	1
 <p>New CambioFacile</p>	<ul style="list-style-type: none"> • SUPPLIED AS STANDARD: 3 keys item 1.00162.00.1 1 change key 	0,130	1	1	06520	50	1
	<ul style="list-style-type: none"> • SUPPLIED AS STANDARD: 5 keys item 1.00162.00.1 1 change key 	0,185	1	1	06520	51	1
	<ul style="list-style-type: none"> • SUPPLIED AS STANDARD: 3 keys item 1.00163.00.1 1 change key 	0,130	1	1	06520	60	1
	<ul style="list-style-type: none"> • SUPPLIED AS STANDARD: 5 keys item 1.00163.00.1 1 change key 	0,190	1	1	06520	61	1
 <p>New CambioFacile</p>	<ul style="list-style-type: none"> • STANDARD SUPPLY: 3 keys item 1.00170.00.1 1 changing tool 	0,130	1	1	06520	55	1
	<ul style="list-style-type: none"> • STANDARD SUPPLY: 3 keys item 1.00171.00.1 1 changing tool 	0,130	1	1	06520	65	1
	<ul style="list-style-type: none"> • Group of construction keys for rekeyable armoured door locks NEW CAMBIO FACILE • SUPPLIED AS STANDARD: 1 construction key (Italian bitting) 	0,033	1	1	06521	50	1

Technical features:

- Zinc plated steel case
- Nickel-plated steel dead-bolts:
n° 4 for the lower lock
n° 1 for the upper lock
- Nickel-plated reversible latch
- Can be fitted with additional locking points
- Packing: 1 or 5 pcs. (industrial wrapping)
- Range developed according to 2 dimensional standards to meet any installation requirements
- Current absorption 3,1 A
- Voltage 12 V ac CE

Operation:

- **VERSION WITH SECURITY FUNCTION:**
the upper lock blocks the lower lock when the latter is locked

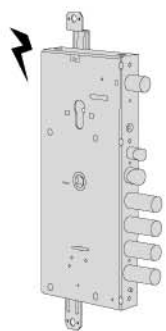
- **VERSION WITH SERVICE KEY:**
the upper lock key operates the latch and upper dead-bolt
- **VERSION WITH SERVICE KEY AND OPENING LIMITING DEVICE:**
the upper lock key operates the latch and upper dead-bolt; the opening limiting device is activated by operating the first throw of the upper lock

Supplied as standard:

- Keys (only for those items with double-bit key locks)

Cylinder to be ordered separately

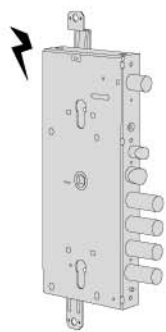
Type	Description	Key item	DEAD-BOLTS						Unit weight	Pieces	ITEM			
			No.	Projection	Distance	Throws	Centre Distance	Faceplate Backset			Type	Dim.	Hand	Fin.



- VERSION WITH SERVICE LOCK
- 2 throw secondary cylinder lock
- Double bitted 6 lever main lock
- Electric operation self locking latchbolt
- Slide item 1.06224.50.0

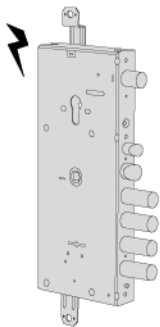





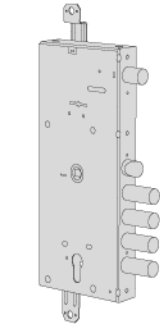


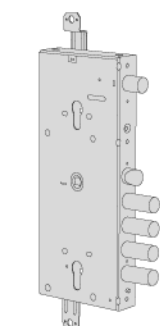


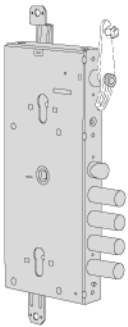

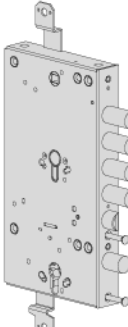


3,5	28	85	64	3,100	1	1	17766 28 0
3,5	28	85	64	2,880	5	1	17766 48 0



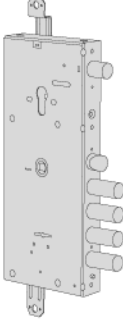



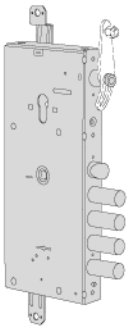









- VERSION WITH SERVICE LOCK
- 2 throw secondary cylinder lock
- 2 throw main cylinder lock
- Electric operation self locking latchbolt
- Slide item 1.06224.50.0

3,5	28	85	64	2,900	1	1	16766 28 0
3,5	28	85	64	3,140	5	1	16766 48 0

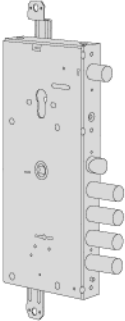


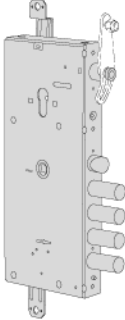


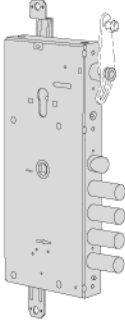


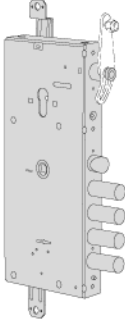


Type	Description	Key item	DEAD-BOLTS						ITEM									
			No.	Projection	Distance	Throws	Centre Distance	Faceplate	Backset	Unit weight	Pieces	Type	Dim.	Hand	Fin.	Pers.	Spec.	
	<ul style="list-style-type: none"> • VERSION WITH SERVICE LOCK • 2 throw secondary cylinder lock • Double bit 6 lever NEW CAMBIO FACILE main lock (4 throws) • Electric operation self locking latchbolt • Slide item 1.06224.50.0 			3,5	28	85	64	3,400	1	1	17916	28	A					
		3 art. 1 00163 00 1		3,5	28	85	64	3,100	5	1	17916	48	A					
					3,5	28	85	64	3,500	1	1	17966	28	A				
			3 art. 1 00163 00 1		3,5	28	85	64	3,200	5	1	17966	48	A				
	<ul style="list-style-type: none"> • VERSION WITH SERVICE LOCK • 2 throw secondary cylinder lock • Double bit 6 lever NEW CAMBIO FACILE main lock with construction key, 4 throws • Electric operation self locking latchbolt • Slide item 1.06224.50.0 			3,5	28	85	64	3,500	1	1	17966	28	A					
		3 art. 1 00163 00 1		3,5	28	85	64	3,200	5	1	17966	48	A					
					1 art.	1 00120 00 1	construction key											
			1 art. 1 00120 00 1 construction key															
	<ul style="list-style-type: none"> • VERSION WITH SECURITY LOCK (interlocked locks) the secondary lock can only be operated when the main lock is in its closed position • Double bit 6 lever secondary lock, 2 throws • Cylinder main lock, 2 throws 			3,5	28	85	64	3,100	1	1	56715	28	0					
		3 art. 1 00123 00 1		3,5	28	85	64	2,800	5	1	56715	48	0					
					3,5	28	85	64	3,100	1	1	56716	28	0				
			3 art. 1 00123 00 1		3,5	28	85	64	2,800	5	1	56716	48	0				
	<ul style="list-style-type: none"> • VERSION WITH SECURITY LOCK (interlocked locks) the secondary lock can only be operated when the main lock is in its closed position • Secondary cylinder lock, 2 throws • Main cylinder lock, 2 throws 			3,5	28	85	64	2,900	1	1	56765	28	0					
				3,5	28	85	64	3,100	5	1	56765	48	0					
				3,5	28	85	64	2,900	1	1	56766	28	0					
				3,5	28	85	64	3,100	5	1	56766	48	0					

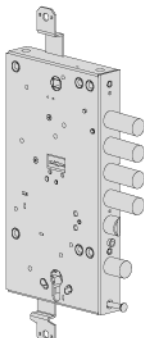
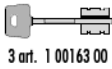

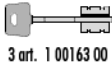

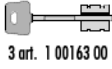
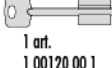
Type	Description	Key item	DEAD-BOLTS							ITEM					
			No.	Projection	Distance	Throws	Centre Distance	Faceplate	Backset	Unit weight Kg	Pieces	Type	Dim.	Hand	Fin.
	<ul style="list-style-type: none"> • VERSION WITH SERVICE LOCK AND OPENING LIMITING DEVICE, OPERATED VIA THE CYLINDER • Secondary cylinder lock, 2 throws • Main cylinder lock, 2 throws • TO ORDER SEPARATELY: Limiting device chain item 1.06421.10.1/2 		3,5	28	85	64	2,900	1	1	56767	28	0			
			3,5	28	85	64	2,600	5	1	56767	48	0			
	<ul style="list-style-type: none"> • VERSION WITH SERVICE LOCK AND OPENING LIMITING DEVICE, OPERATED VIA THE INSIDE THUMB TURN ONLY • Secondary thumb turn lock, 2 throws • Main cylinder lock, 2 throws • TO ORDER SEPARATELY: Limiting device chain item 1.06421.10.1/2 		3,5	28	85	64	2,900	1	1	56768	28	0			
			3,5	28	85	64	3,140	5	1	56768	48	0			
	<ul style="list-style-type: none"> • VERSION WITH SECURITY LOCK (independent locks) the secondary lock can be operated also when the main lock is in its open position • Secondary cylinder lock, 2 throws • Main cylinder lock, 2 throws 		3,5	28	85	64	2,900	1	1	B6764	28	0			
			3,5	38	85	64	2,900	1	1	B6764	38	0			
			3,5	28	85	64	3,100	5	1	B6764	48	0			
			3,5	38	85	64	3,100	5	1	B6764	58	0			
	<ul style="list-style-type: none"> • VERSION WITH SECURITY LOCK (interlocked locks) the secondary lock can only be operated when the main lock is in its closed position • Secondary cylinder lock, 2 throws • Main cylinder lock, 2 throws 		3,5	28	85	64	2,900	1	1	B6765	28	0			
			3,5	38	85	64	2,900	1	1	B6765	38	0			
			3,5	28	85	64	3,100	5	1	B6765	48	0			
			3,5	38	85	64	3,100	5	1	B6765	58	0			
	<ul style="list-style-type: none"> • VERSION WITH SERVICE LOCK • Secondary cylinder lock, 2 throws • Main cylinder lock, 2 throws 		3,5	28	85	64	2,900	1	1	B6766	28	0			
			3,5	38	85	64	2,900	1	1	B6766	38	0			
			3,5	28	85	64	3,100	5	1	B6766	48	0			
			3,5	38	85	64	3,100	5	1	B6766	58	0			

Type	Description	Key item	DEAD-BOLTS							ITEM						
			No.	Projection	Distance	Throws	Centre Distance	Faceplate	Backset	Unit weight	Pieces	Type	Dim.	Hand	Fin.	Pers.
 <ul style="list-style-type: none"> • VERSION WITH SECURITY LOCK (interlocked locks) the secondary lock can only be operated when the main lock is in its closed position • Double bit 6 lever secondary lock, 2 throws • Double bit 6 lever main lock, 4 throws 		 3 + 3 art. 1 00123 00 1	3,5	28	85	64	3,300	1	1 57715 28 0							
			3,5	28	85	64	3,000	5	1 57715 48 0							
			3,5	28	85	64	3,300	1	1 57716 28 0							
			3,5	28	85	64	3,000	5	1 57716 48 0							
 <ul style="list-style-type: none"> • VERSION WITH SECURITY LOCK (interlocked locks) the secondary lock can only be operated when the main lock is in its closed position • Secondary cylinder lock, 2 throws • Double bit 6 lever main lock, 4 throws 		 3 + 3 art. 1 00123 00 1	3,5	28	85	64	3,100	1	1 57765 28 0							
			3,5	28	85	64	2,900	5	1 57765 48 0							
			3,5	28	85	64	3,100	1	1 57766 28 0							
			3,5	28	85	64	2,900	5	1 57766 48 0							

Type	Description	Key item	DEAD-BOLTS							ITEM								
			No.	Projection	Distance	Throws	Centre Distance	Faceplate	Backset	Unit weight Kg	Pieces	Type	Dir.	Hand	Fin.	Pers.	Spec.	
	<ul style="list-style-type: none"> • VERSION WITH SERVICE LOCK AND OPENING LIMITING DEVICE, OPERATED VIA THE CYLINDER • Secondary cylinder lock, 2 throws • Double bit 6 lever main lock, 4 throws • TO ORDER SEPARATELY: Limiting device chain item 1.06421.10.1/2 	 3 art. 1 00123 00 1	3,5	28	85	64	3,100	1	1	57767	28	0						
			3,5	28	85	64	2,900	5	1	57767	48	0						
	<ul style="list-style-type: none"> • VERSION WITH SERVICE LOCK AND OPENING LIMITING DEVICE, OPERATED VIA THE INSIDE THUMB TURN ONLY • Secondary thumb turn lock, 2 throws • Double bit 6 lever main lock, 4 throws • TO ORDER SEPARATELY: Limiting device chain item 1.06421.10.1/2 	 3 art. 1 00123 00 1	3,5	28	85	64	3,100	1	1	57768	28	0						
			3,5	28	85	64	2,900	5	1	57768	48	0						
	<ul style="list-style-type: none"> • VERSION WITH SECURITY LOCK (independent locks) the secondary lock can be operated also when the main lock is in its open position • Secondary cylinder lock, 2 throws • Double bit 6 lever main lock, 4 throws 	 3 art. 1 00123 00 1	3,5	28	85	64	3,100	1	1	B7764	28	0						
			3,5	38	85	64	3,100	1	1	B7764	38	0						
			3,5	28	85	64	2,900	5	1	B7764	48	0						
			3,5	38	85	64	2,900	5	1	B7764	58	0						
	<ul style="list-style-type: none"> • VERSION WITH SECURITY LOCK (interlocked locks) the secondary lock can only be operated when the main lock is in its closed position • Secondary cylinder lock, 2 throws • Double bit 6 lever main lock, 4 throws 	 3 art. 1 00123 00 1	3,5	28	85	64	3,100	1	1	B7765	28	0						
			3,5	38	85	64	3,100	1	1	B7765	38	0						
			3,5	28	85	64	2,900	5	1	B7765	48	0						
			3,5	38	85	64	2,900	5	1	B7765	58	0						
	<ul style="list-style-type: none"> • VERSION WITH SERVICE LOCK • Secondary cylinder lock, 2 throws • Double bit 6 lever main lock, 4 throws 	 3 art. 1 00123 00 1	3,5	28	85	64	3,100	1	1	B7766	28	0						
			3,5	38	85	64	3,100	1	1	B7766	38	0						
			3,5	28	85	64	2,900	5	1	B7766	48	0						
			3,5	38	85	64	2,900	5	1	B7766	58	0						

Type	Description	Key item	DEAD-BOLTS						ITEM							
			No.	Projection	Distance	Throws	Centre Distance	Faceplate	Backset	Unit weight Kg	Pieces	Type	Dim.	Hand	Fin.	Pers.
	<ul style="list-style-type: none"> • VERSION WITH SECURITY LOCK (interlocked locks) the secondary lock can only be operated when the main lock is in its closed position • Secondary cylinder lock, 2 throws • Double bit 6 lever main lock NEW CAMBIO FACILE, 4 throws 	3 art. 1 00163 00 1	3,5	28	85	64	3,400	1	1 57915 28 A							
			3,5	28	85	64	3,100	5	1 57915 48 A							
	<ul style="list-style-type: none"> • VERSION WITH SERVICE LOCK • Secondary cylinder lock, 2 throws • Double bit 6 lever main lock, NEW CAMBIO FACILE, 4 throws 	3 art. 1 00163 00 1	3,5	28	85	64	3,400	1	1 57916 28 A							
			3,5	28	85	64	3,100	5	1 57916 48 A							
		<ul style="list-style-type: none"> • VERSION WITH SERVICE LOCK AND OPENING LIMITING DEVICE, OPERATED VIA THE CYLINDER • Secondary cylinder lock, 2 throws • Double bit 6 lever main lock NEW CAMBIO FACILE, 4 throws • TO ORDER SEPARATELY: Limiting device chain item 1.06421.10.1/2 	3 art. 1 00163 00 1	3,5	28	85	64	3,400	1	1 57917 28 A						
				3,5	28	85	64	3,100	5	1 57917 48 A						
<ul style="list-style-type: none"> • VERSION WITH SERVICE LOCK AND OPENING LIMITING DEVICE, OPERATED VIA THE INSIDE THUMB TURN ONLY • Secondary thumb turn lock, 2 throws • Double bit 6 lever main lock NEW CAMBIO FACILE, 4 throws • TO ORDER SEPARATELY: Limiting device chain item 1.06421.10.1/2 		3 art. 1 00163 00 1	3,5	28	85	64	3,400	1	1 57918 28 A							
			3,5	28	85	64	3,100	5	1 57918 48 A							

Type	Description	Key item	DEAD-BOLTS							ITEM						
			No.	Projection	Distance	Throws	Centre Distance	Faceplate	Backset	Unit weight Kg	Pieces	Type	Dim.	Hand	Fin.	Pers.
 <ul style="list-style-type: none"> • VERSION WITH SECURITY LOCK (interlocked locks) the secondary lock can only be operated when the main lock is in its closed position • Secondary cylinder lock, 2 throws • Double bit 6 lever main lock NEW CAMBIO FACILE, 4 throws, with construction key 	 3 art. 1 00163 00 1	3,5	28	85	64	3,400	1	1 57965 28 A								
	 1 art. 1 00120 00 1 construction key	3,5	28	85	64	3,100	5	1 57965 48 A								
 <ul style="list-style-type: none"> • VERSION WITH SERVICE LOCK • Secondary cylinder lock, 2 throws • Double bit 6 lever main lock, NEW CAMBIO FACILE, 4 throws, with construction key 	 3 art. 1 00163 00 1	3,5	28	85	64	3,400	1	1 57966 28 A								
	 1 art. 1 00120 00 1 construction key															
 <ul style="list-style-type: none"> • VERSION WITH SERVICE LOCK AND OPENING LIMITING DEVICE, OPERATED VIA THE CYLINDER • Secondary cylinder lock, 2 throws • Double bit 6 lever main lock NEW CAMBIO FACILE, 4 throws, with construction key • TO ORDER SEPARATELY: Limiting device chain item 1.06421.10.1/2 	 3 art. 1 00163 00 1	3,5	28	85	64	3,400	1	1 57967 28 A								
	 1 art. 1 00120 00 1 construction key	3,5	28	85	64	3,100	5	1 57967 48 A								
 <ul style="list-style-type: none"> • VERSION WITH SERVICE LOCK AND OPENING LIMITING DEVICE, OPERATED VIA THE INSIDE THUMB TURN ONLY • Secondary thumb turn lock, 2 throws • Double bit 6 lever main lock NEW CAMBIO FACILE, 4 throws, with construction key • TO ORDER SEPARATELY: Limiting device chain item 1.06421.10.1/2 	 3 art. 1 00163 00 1	3,5	28	85	64	3,400	1	1 57968 28 A								
	 1 art. 1 00120 00 1 construction key	3,5	28	85	64	3,100	5	1 57968 48 A								

Type	Description	Key item	DEAD-BOLTS							ITEM					
			No.	Projection	Distance	Throws	Centre Distance	Faceplate	Backset	Unit weight Kg	Pieces	Type	Dim.	Hand	Fin.
	<ul style="list-style-type: none"> • VERSION WITH SECURITY LOCK (independent locks) the secondary lock can be operated also when the main lock is in its open position • Secondary cylinder lock, 2 throws • Double bit 6 lever main lock, 4 throws, NEW CAMBIO FACILE, with construction key 	 3 art. 1 00163 00 1  1 art. 1 00120 00 1 construction key	3,5	28	85	64	3,400	1	1	B7964	28	A			
			3,5	38	85	64	3,400	1	1	B7964	38	A			
			3,5	28	85	64	3,100	5	1	B7964	48	A			
			3,5	38	85	64	3,100	5	1	B7964	58	A			
			<hr/>												
			<ul style="list-style-type: none"> • VERSION WITH SECURITY LOCK (interlocked locks) the secondary lock can only be operated when the main lock is in its closed position • Secondary cylinder lock, 2 throws • Double bit 6 lever main lock NEW CAMBIO FACILE, 4 throws, with construction key 	 3 art. 1 00163 00 1  1 art. 1 00120 00 1 construction key	3,5	28	85	64	3,400	1	1	B7965	28	A	
	3,5	38			85	64	3,400	1	1	B7965	38	A			
	3,5	28			85	64	3,100	5	1	B7965	48	A			
	3,5	38			85	64	3,100	5	1	B7965	58	A			
	<hr/>														
	<ul style="list-style-type: none"> • VERSION WITH SERVICE LOCK • Secondary cylinder lock, 2 throws • Double bit 6 lever main lock, NEW CAMBIO FACILE, 4 throws, with construction key 	 3 art. 1 00163 00 1  1 art. 1 00120 00 1 construction key			3,5	28	85	64	3,400	1	1	B7966	28	A	
			3,5	38	85	64	3,400	1	1	B7966	38	A			
3,5			28	85	64	3,100	5	1	B7966	48	A				
3,5			38	85	64	3,100	5	1	B7966	58	A				



Technical features:

- Zinc plated steel case
- Nickel-plated satin steel faceplate
- Nickel-plated steel dead-bolts:
n° 4 for the lower lock
n° 1 for the upper lock
- Nickel-plated reversible latch
- Can be fitted with additional locking points
- Packing: 1 or 5 pcs. (industrial wrapping)
- Range developed according to 2 dimensional standards to meet any installation requirements
- Current absorption 3,1 A
- Voltage 12 V ac CE

Operation:

- VERSION WITH SECURITY FUNCTION: the upper lock blocks the lower lock when the latter is locked

- VERSION WITH SERVICE KEY: the upper lock key operates the latch and upper dead-bolt
- VERSION WITH SERVICE KEY AND OPENING LIMITING DEVICE: the upper lock key operates the latch and upper dead-bolt; the opening limiting device is activated by operating the first throw of the upper lock

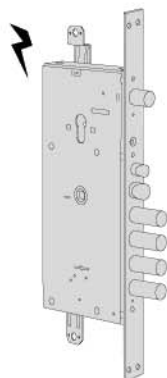
Supplied as standard:

- Keys (only for those items with double-bit key locks)

Cylinder to be ordered separately



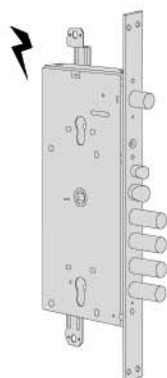
Type	Description	Key item	DEAD-BOLTS						Unit weight Kg	Pieces	ITEM			
			No.	Projection	Distance	Throws	Centre Distance	Faceplate Backset			Type	Dim.	Hand	Fin.



- VERSION WITH SERVICE LOCK
- 2 throw secondary cylinder lock
- Double bitted 6 lever main lock
- Electric operation self locking latchbolt
- Slide item 1.06224.50.0

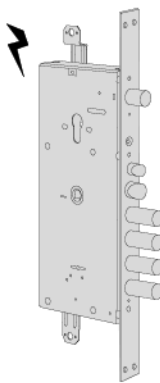




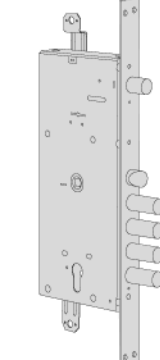

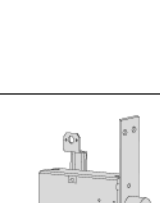

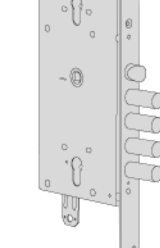





28	85	35	67	3,600	1	1	17786 28 0
28	85	35	67	3,300	5	1	17786 48 0

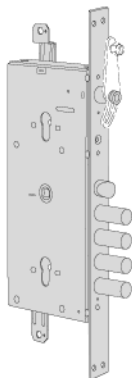


- VERSION WITH SERVICE LOCK
- 2 throw secondary cylinder lock
- 2 throw main cylinder lock
- Electric operation self locking latchbolt
- Slide item 1.06224.50.0

28	85	35	67	3,800	1	1	16786 28 0
28	85	35	67	3,500	5	1	16786 48 0

Type	Description	Key item	DEAD-BOLTS							ITEM				
			No.	Projection	Distance	Throws	Centre Distance	Faceplate	Backset	Unit weight Kg	Pieces	Type	Dim.	Hand
	<ul style="list-style-type: none"> • VERSION WITH SERVICE LOCK • 2 throw secondary cylinder lock • Double bitted 6 lever main lock NEW CAMBIO FACILE, 4 throws • Electric operation self locking latchbolt • Slide item 1.06224.50.0 	 3 art. 1 00162 00 1	28	85	35	67	3,900	1	1 17936 28 A					
			28	85	35	67	3,600	5	1 17936 48 A					
	<ul style="list-style-type: none"> • VERSION WITH SERVICE LOCK • 2 throw secondary cylinder lock • Double bitted 6 lever main lock NEW CAMBIO FACILE, 4 throws, with construction key • Electric operation self locking latchbolt • Slide item 1.06224.50.0 	 3 art. 1 00162 00 1	28	85	35	67	3,735	1	1 17986 28 A					
			 1 art. 1 00120 00 1 construction key	28	85	35	67	3,700	5	1 17986 48 A				
	<ul style="list-style-type: none"> • VERSION WITH SECURITY LOCK (interlocked locks) the secondary lock can only be operated when the main lock is in its closed position • Double bit 6 lever secondary lock, 2 throws • Cylinder main lock, 2 throws 	 3 art. 1 00122 00 1	28	85	35	67	3,800	1	1 56735 28 0					
			28	85	35	67	3,500	5	1 56735 48 0					
	<ul style="list-style-type: none"> • VERSION WITH SERVICE LOCK • Double bitted 6 lever secondary lock, 2 throws • Cylinder main lock, 2 throws 	 3 art. 1 00122 00 1	28	85	35	67	3,800	1	1 56736 28 0					
			28	85	35	67	3,500	5	1 56736 48 0					
	<ul style="list-style-type: none"> • VERSION WITH SECURITY LOCK (interlocked locks) the secondary lock can only be operated when the main lock is in its closed position • Secondary cylinder lock, 2 throws • Main cylinder lock, 2 throws 	 3 art. 1 00122 00 1	28	85	35	67	3,600	1	1 56785 28 0					
			28	85	35	67	3,300	5	1 56785 48 0					
	<ul style="list-style-type: none"> • VERSION WITH SERVICE LOCK • 2 throw secondary cylinder lock • 2 throw main cylinder lock 	 3 art. 1 00122 00 1	28	85	35	67	3,600	1	1 56786 28 0					
			28	85	35	67	3,300	5	1 56786 48 0					

Type	Description	Key item	DEAD-BOLTS							ITEM				
			No.	Projection	Distance	Throws	Centre Distance	Faceplate	Backset	Unit weight Kg	Pieces	Type	Dim.	Hand

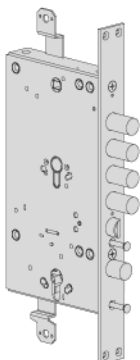


- VERSION WITH SERVICE LOCK AND OPENING LIMITING DEVICE, OPERATED VIA THE CYLINDER
- Secondary cylinder lock, 2 throws
- Main cylinder lock, 2 throws
- TO ORDER SEPARATELY:
Limiting device chain item 1.06421.10.1/2

28	85	35	67	3,600	1	1	56787	28	0
28	85	35	67	3,300	5	1	56787	48	0

- VERSION WITH SERVICE LOCK AND OPENING LIMITING DEVICE, OPERATED VIA THE INSIDE THUMB TURN ONLY
- Secondary thumb turn lock, 2 throws
- Main cylinder lock, 2 throws
- TO ORDER SEPARATELY:
Limiting device chain item 1.06421.10.1/2

28	85	35	67	3,400	1	1	56788	28	0
28	85	35	67	3,400	5	1	56788	48	0



- VERSION WITH SECURITY LOCK (independent locks) the secondary lock can be operated also when the main lock is in its open position
- Secondary cylinder lock, 2 throws
- Main cylinder lock, 2 throws

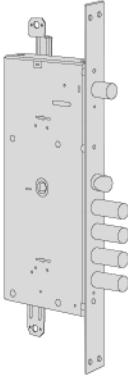


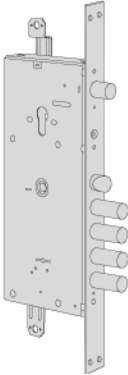


28	85	35	67	3,600	1	1	B6784	28	0
38	85	35	67	3,600	1	1	B6784	38	0
28	85	35	67	3,300	5	1	B6784	48	0
38	85	35	67	3,300	5	1	B6784	58	0

- VERSION WITH SECURITY LOCK (interlocked locks) the secondary lock can only be operated when the main lock is in its closed position
- Secondary cylinder lock, 2 throws
- Main cylinder lock, 2 throws

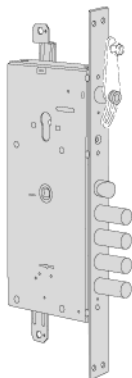
28	85	35	67	3,600	1	1	B6785	28	0
38	85	35	67	3,600	1	1	B6785	38	0
28	85	35	67	3,300	5	1	B6785	48	0
38	85	35	67	3,300	5	1	B6785	58	0

- VERSION WITH SERVICE LOCK
- 2 throw secondary cylinder lock
- 2 throw main cylinder lock

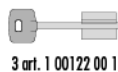
28	85	35	67	3,600	1	1	B6786	28	0
38	85	35	67	3,600	1	1	B6786	38	0
28	85	35	67	3,300	5	1	B6786	48	0
38	85	35	67	3,300	5	1	B6786	58	0

Type	Description	Key item	DEAD-BOLTS							ITEM				
			No.	Projection	Distance	Throws	Centre Distance	Faceplate	Backset	Unit weight Kg	Pieces	Type	Dim.	Hand
	<ul style="list-style-type: none"> • VERSION WITH SECURITY LOCK (interlocked locks) the secondary lock can only be operated when the main lock is in its closed position • Double bit 6 lever secondary lock, 2 throws • Double bit 6 lever main lock, 4 throws 	 3+3 art. 1 00122 00 1	28	85	35	67	3,800	1	1 57735 28 0					
			28	85	35	67	3,500	5	1 57735 48 0					
		<ul style="list-style-type: none"> • VERSION WITH SERVICE LOCK • Double bit 6 lever secondary lock, 2 throws • Double bit 6 lever main lock, 4 throws 	 3+3 art. 1 00122 00 1	28	85	35	67	3,800	1	1 57736 28 0				
				28	85	35	67	3,500	5	1 57736 48 0				
	<ul style="list-style-type: none"> • VERSION WITH SECURITY LOCK (interlocked locks) the secondary lock can only be operated when the main lock is in its closed position • Secondary cylinder lock, 2 throws • Double bit 6 lever main lock, 4 throws 	 3 art. 1 00122 00 1	28	85	35	67	3,600	1	1 57785 28 0					
			28	85	35	67	3,300	5	1 57785 48 0					
		<ul style="list-style-type: none"> • VERSION WITH SERVICE LOCK • Secondary cylinder lock, 2 throws • Double bit 6 lever main lock, 4 throws 	 3 art. 1 00122 00 1	28	85	35	67	3,600	1	1 57786 28 0				
				28	85	35	67	3,300	5	1 57786 48 0				

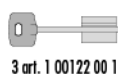
Type	Description	Key item	DEAD-BOLTS							ITEM				
			No.	Projection	Distance	Throws	Centre Distance	Faceplate	Backset	Unit weight Kg	Pieces	Type	Dim.	Hand



- VERSION WITH SERVICE LOCK AND OPENING LIMITING DEVICE, OPERATED VIA THE CYLINDER
- Secondary cylinder lock, 2 throws
- Double bit 6 lever main lock, 4 throws
- TO ORDER SEPARATELY:
Limiting device chain item 1.06421.10.1/2

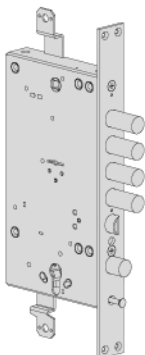


28	85	35	67	3,600	1	1	57787	28	0
28	85	35	67	3,300	5	1	57787	48	0

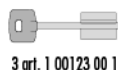


- VERSION WITH SERVICE LOCK AND OPENING LIMITING DEVICE, OPERATED VIA THE INSIDE THUMB TURN ONLY
- Secondary thumb turn lock, 2 throws
- Double bit 6 lever main lock, 4 throws
- TO ORDER SEPARATELY:
Limiting device chain item 1.06421.10.1/2

28	85	35	67	3,600	1	1	57788	28	0
28	85	35	67	3,300	5	1	57788	48	0



- VERSION WITH SECURITY LOCK (independent locks) the secondary lock can be operated also when the main lock is in its open position
- Secondary cylinder lock, 2 throws
- Double bit 6 lever main lock, 4 throws



28	85	35	67	3,600	1	1	B7784	28	0
38	85	35	67	3,600	1	1	B7784	38	0
28	85	35	67	3,300	5	1	B7784	48	0
38	85	35	67	3,300	5	1	B7784	58	0

- VERSION WITH SECURITY LOCK (interlocked locks) the secondary lock can only be operated when the main lock is in its closed position
- Secondary cylinder lock, 2 throws
- Double bit 6 lever main lock, 4 throws

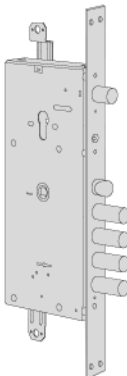


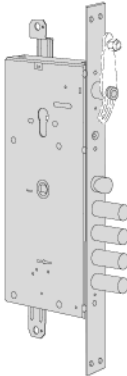







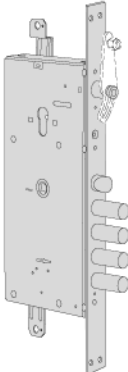








28	85	35	67	3,600	1	1	B7785	28	0
38	85	35	67	3,600	1	1	B7785	38	0
28	85	35	67	3,300	5	1	B7785	48	0
38	85	35	67	3,300	5	1	B7785	58	0

- VERSION WITH SERVICE LOCK
- Secondary cylinder lock, 2 throws
- Double bit 6 lever main lock, 4 throws




28	85	35	67	3,600	1	1	B7786	28	0
38	85	35	67	3,600	1	1	B7786	38	0
28	85	35	67	3,300	5	1	B7786	48	0
38	85	35	67	3,300	5	1	B7786	58	0

Type	Description	Key item	DEAD-BOLTS							ITEM							
			No.	Projection	Distance	Throws	Centre Distance	Faceplate	Backset	Unit weight Kg	Pieces	Type	Dim.	Hand	Fin.	Pers.	Spec.
 <ul style="list-style-type: none"> • VERSION WITH SECURITY LOCK (interlocked locks) the secondary lock can only be operated when the main lock is in its closed position • Secondary cylinder lock, 2 throws • Double bit 6 lever main lock NEW CAMBIO FACILE, 4 throws 		 3 art. 1 00162 00 1	28	85	35	67	3,900	1	1 57935 28 A								
			28	85	35	67	3,600	5	1 57935 48 A								
	<ul style="list-style-type: none"> • VERSION WITH SERVICE LOCK • Secondary cylinder lock, 2 throws • Double bit 6 lever NEW CAMBIO FACILE main lock, 4 throws 		 3 art. 1 00162 00 1	28	85	35	67	3,900	1	1 57936 28 A							
				28	85	35	67	3,600	5	1 57936 48 A							
 <ul style="list-style-type: none"> • VERSION WITH SERVICE LOCK AND OPENING LIMITING DEVICE, OPERATED VIA THE CYLINDER • Secondary cylinder lock, 2 throws • Double bit 6 lever NEW CAMBIO FACILE main lock, 4 throws • TO ORDER SEPARATELY: Limiting device chain item 1.06421.10.1/2 			 3 art. 1 00162 00 1	28	85	35	67	3,900	1	1 57937 28 A							
				28	85	35	67	3,600	5	1 57937 48 A							
	<ul style="list-style-type: none"> • VERSION WITH SERVICE LOCK AND OPENING LIMITING DEVICE, OPERATED VIA THE INSIDE THUMB TURN ONLY • Secondary thumb turn lock, 2 throws • Double bit 6 lever main lock NEW CAMBIO FACILE, 4 throws • TO ORDER SEPARATELY: Limiting device chain item 1.06421.10.1/2 		 3 art. 1 00162 00 1	28	85	35	67	3,900	1	1 57938 28 A							
				28	85	35	67	3,600	5	1 57938 48 A							

Type	Description	Key item	DEAD-BOLTS							ITEM					
			No.	Projection	Distance	Throws	Centre Distance	Faceplate	Backset	Unit weight Kg	Pieces	Type	Dim. Hand	Fin.	Pers. Spec.
	<ul style="list-style-type: none"> • VERSION WITH SECURITY LOCK (interlocked locks) the secondary lock can only be operated when the main lock is in its closed position • Secondary cylinder lock, 2 throws • Double bit 6 lever main lock NEW CAMBIO FACILE, 4 throws, with construction key 		28	85	35	67	4,000	1	1	57985	28	A			
		3 art. 1 00162 00 1	28	85	35	67	3,700	5	1	57985	48	A			
			1 art. 1 00120 00 1												
		construction key													
	<ul style="list-style-type: none"> • VERSION WITH SERVICE LOCK • Secondary cylinder lock, 2 throws • Double bit 6 lever main lock, NEW CAMBIO FACILE, 4 throws, with construction key 		28	85	35	67	3,800	1	1	57986	28	A			
		3 art. 1 00162 00 1	28	85	35	67	3,300	5	1	57986	48	A			
			1 art. 1 00120 00 1												
		construction key													
	<ul style="list-style-type: none"> • VERSION WITH SERVICE LOCK AND OPENING LIMITING DEVICE, OPERATED VIA THE CYLINDER • Secondary cylinder lock, 2 throws • Double bit 6 lever main lock NEW CAMBIO FACILE, 4 throws with construction key • TO ORDER SEPARATELY: Limiting device chain item 1.06421.10.1/2 		28	85	35	67	4,000	1	1	57987	28	A			
		3 art. 1 00162 00 1	28	85	35	67	3,700	5	1	57987	48	A			
			1 art. 1 00120 00 1												
		construction key													
	<ul style="list-style-type: none"> • VERSION WITH SERVICE LOCK AND OPENING LIMITING DEVICE, OPERATED VIA THE INSIDE THUMB TURN ONLY • Secondary thumb turn lock, 2 throws • Double bit 6 lever main lock NEW CAMBIO FACILE, 4 throws, with construction key • TO ORDER SEPARATELY: Limiting device chain item 1.06421.10.1/2 		28	85	35	67	4,000	1	1	57988	28	A			
		3 art. 1 00162 00 1	28	85	35	67	3,700	5	1	57988	48	A			
			1 art. 1 00120 00 1												
		construction key													

Type	Description	Key item	DEAD-BOLTS						ITEM								
			No.	Projection	Distance	Throws	Centre Distance	Faceplate	Backset	Unit weight Kg	Pieces	Type	Dim.	Hand	Fin.	Pers.	Spec.
	<ul style="list-style-type: none"> • VERSION WITH SECURITY LOCK (independent locks) the secondary lock can be operated also when the main lock is in its open position • Secondary cylinder lock, 2 throws • Double bit 6 lever main lock, 4 throws, NEW CAMBIO FACILE, with construction key 	 3 art. 1 00163 00 1	28	85	35	67	4,000	1	1	B7984	28	A					
			38	85	35	67	4,000	1	1	B7984	38	A					
		 1 art. 1 00120 00 1 construction key	28	85	35	67	3,700	5	1	B7984	48	A					
			38	85	35	67	3,700	5	1	B7984	58	A					
		<ul style="list-style-type: none"> • VERSION WITH SECURITY LOCK (interlocked locks) the secondary lock can only be operated when the main lock is in its closed position • Secondary cylinder lock, 2 throws • Double bit 6 lever main lock NEW CAMBIO FACILE, 4 throws, with construction key 	 3 art. 1 00163 00 1	28	85	35	67	4,000	1	1	B7985	28	A				
				38	85	35	67	4,000	1	1	B7985	38	A				
			 1 art. 1 00120 00 1 construction key	28	85	35	67	3,700	5	1	B7985	48	A				
				38	85	35	67	3,700	5	1	B7985	58	A				
	<ul style="list-style-type: none"> • VERSION WITH SERVICE LOCK • Secondary cylinder lock, 2 throws • Double bit 6 lever main lock, NEW CAMBIO FACILE, 4 throws, with construction key 		 3 art. 1 00163 00 1	28	85	35	67	3,800	1	1	B7986	28	A				
				38	85	35	67	3,800	1	1	B7986	38	A				
			 1 art. 1 00120 00 1 construction key	28	85	35	67	3,700	5	1	B7986	48	A				
				38	85	35	67	3,700	5	1	B7986	58	A				



Technical features:

- Electric case operating voltage 12V ac.
- ZAL stainless alloy casing and long lip.
- Satin finished stainless steel interchangeable faceplates for installation with locks having 28 and 38 mm center distances (to be ordered separately)

Supplied as standard:

- Screws for faceplate fixing

Hand:
0 = Non-handed


1 = R.H. inwards

L.H. outwards

2 = L.H. inwards

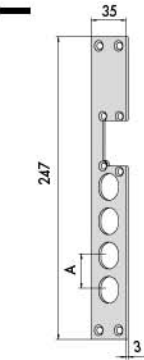
R.H. outwards

Cylinder to be ordered separately




Type	Description	Faceplate	Unit weight	Pieces	ITEM			
					Type	Dim.	Hand	Fin.

	<ul style="list-style-type: none"> • Electric striker casing • Voltage 12 V ac CE • Hold open catch mechanism • Hold open device 	0,285	6	1	15300 00 1	
			0,285	6	1	15300 00 2

	<ul style="list-style-type: none"> • Satin finished stainless steel faceplate • To install with locks with deadbolt distance A=28 mm 	34	0,042	12	1 05030 00 0	
	<ul style="list-style-type: none"> • Satin finished stainless steel faceplate • To install with locks with deadbolt distance A=38 mm 	34	0,042	12	1 05031 00 0	

Type	Description	Unit weight Pieces	ITEM				
			Type	Dim.	Hand	Fin. Pers. Spec.	
	<ul style="list-style-type: none"> • 2 keys item 1.00100.00.1 • Key removal with open or closed lock • 1 locking point 	0,770	1	1 57410 30 1			
		0,770	1	1 57410 30 2			
	<ul style="list-style-type: none"> • 2 keys item 1.00100.00.1 • Key removal with closed lock • 1 locking point 	0,400	1	1 57410 35 1			
		0,400	1	1 57410 35 2			
		<ul style="list-style-type: none"> • 2 keys item 1.00100.00.1 • Key removal with open or closed lock • Pre-arranged for additional locking points 	0,930	1	1 57415 30 1		
			0,930	1	1 57415 30 2		
<ul style="list-style-type: none"> • 2 keys item 1.00100.00.1 • Key removal with closed lock • Pre-arranged for additional locking points 		0,930	1	1 57415 35 1			
		0,930	1	1 57415 35 2			



Technical features:

- 11-pin bitting.
- Pins
- Wear resistant bronze
- Hardened steel pins in first position.
- Drivers
- Brass
- Hardened steel driver in first position
- Phosphor bronze springs
- Hardened steel gate

Supplied as standard:

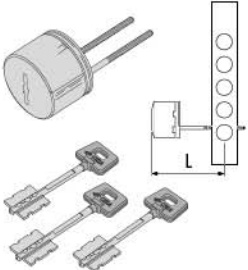
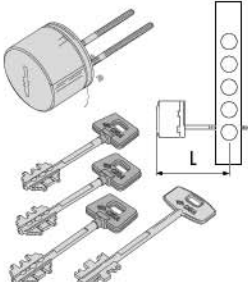
- Fixing screws.
- Instruction sheet
- Keys bitted on stem only
- Keys bitted on stem and bits (for New Cambio facile locks)

On request:

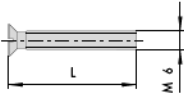
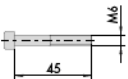
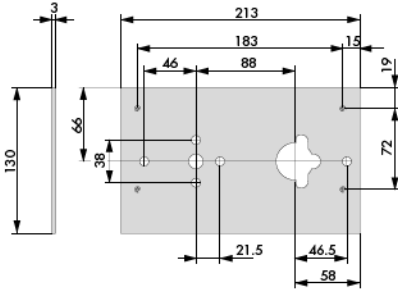
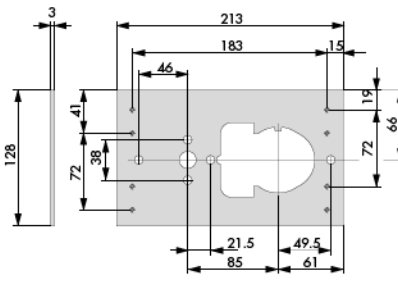
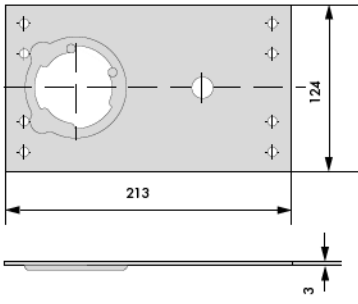
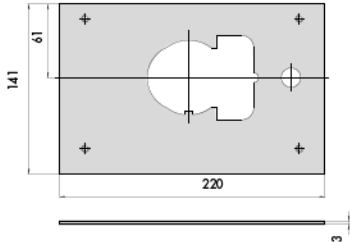
- Hardened steel protective rose for double bit key cylinder.

Finishes:

- Standard:
 - polished brass fin. 00
- On request:
 - polished chrome fin. 18, gun barrel fin. 46

Type	Description	For series/item	L	Unit weight Kg	Pieces	ITEM				
						Type	Dim.	Hand	Fin.	Pers.
 <ul style="list-style-type: none"> • May be combined with 6 lever double bit key locks, for armoured doors • Bitted keys only on stem • For lock combination, bit the key by duplicating main key • SUPPLIED AS STANDARD: 3 keys item 1.00162.00.1 	53,0	0,580	1	1	02715	10	1			
	<ul style="list-style-type: none"> • May be combined with 6 lever double bit key locks, for armoured doors • Bitted keys only on stem • For lock combination, bit the key by duplicating main key • SUPPLIED AS STANDARD: 3 keys item 1.00163.00.1 	70,0	0,605	1	1	02715	11	1		
 <ul style="list-style-type: none"> • May be combined with rekeyable double bit key CAMBIO FACILE locks, for armoured doors • Bitted keys on stem and bit • SUPPLIED AS STANDARD: 3+3 keys item 1.00162.00.1 	53,0	0,350	1	1	02716	00	1			
	<ul style="list-style-type: none"> • May be combined with rekeyable double bit key CAMBIO FACILE locks, for armoured doors • Bitted keys on stem and bit • SUPPLIED AS STANDARD: 5+5 keys item 1.00162.00.1 	53,0	0,840	1	1	02716	01	1		
	<ul style="list-style-type: none"> • May be combined with rekeyable double bit key CAMBIO FACILE locks, for armoured doors • Bitted keys on stem and bit • SUPPLIED AS STANDARD: 3+3 keys item 1.00163.00.1 	70,0	0,350	1	1	02716	10	1		
	<ul style="list-style-type: none"> • May be combined with rekeyable double bit key CAMBIO FACILE locks, for armoured doors • Bitted keys on stem and bit • SUPPLIED AS STANDARD: 5+5 keys item 1.00163.00.1 	70,0	0,400	1	1	02716	11	1		

Type	Description	For series/item			ITEM			
		L	Unit weight Kg	Pieces	Type	Dim.	Hand	Fin.
	<ul style="list-style-type: none"> • May be combined with rekeyable double bit key CAMBIO FACILE locks, for armoured doors • Bitted keys on stem and bit • SUPPLIED AS STANDARD: 3+3 keys item 1.00162.00.1 	53,0	0,665	1	1	02716	50	1
	<ul style="list-style-type: none"> • May be combined with rekeyable double bit key CAMBIO FACILE locks, for armoured doors • Bitted keys on stem and bit • SUPPLIED AS STANDARD: 5+5 keys item 1.00162.00.1 	53,0	0,820	1	1	02716	51	1
	<ul style="list-style-type: none"> • May be combined with rekeyable double bit key CAMBIO FACILE locks, for armoured doors • Bitted keys on stem and bit • SUPPLIED AS STANDARD: 3+3 keys item 1.00163.00.1 	70,0	0,350	1	1	02716	60	1
	<ul style="list-style-type: none"> • May be combined with rekeyable double bit key CAMBIO FACILE locks, for armoured doors • Bitted keys on stem and bit • SUPPLIED AS STANDARD: 5+5 keys item 1.00163.00.1 	70,0	0,833	1	1	02716	61	1

Type	Description	For series/item	L	Unit weight	Pieces	ITEM					
						Type	Dim.	Hand	Fin.	Pers.	Spec.
	<ul style="list-style-type: none"> Nickel-plated steel screws 	06460, 06461, 75,0	0,014	25	1	06047	50	0			
		06480, 06485									
		06460, 06461, 105,0	0,020	25	1	06047	51	0			
		06480, 06485									
	<ul style="list-style-type: none"> pair of nickel plated steel screws 	06480, 06485	75,0	0,014	25	1	06047	80	0		
	<ul style="list-style-type: none"> Steel welding plate 	57000	0,660	12	1	06429	00	0			
	<ul style="list-style-type: none"> Steel welding plate 	56000, 57000	0,552	12	1	06429	05	0			
	<ul style="list-style-type: none"> Steel welding plate for assembly of protection roses series 06475 	15000, 56000	0,552	12	1	06429	06	0			
	<ul style="list-style-type: none"> Steel welding plate 	86515, 87515	0,650	12	1	06429	10	0			

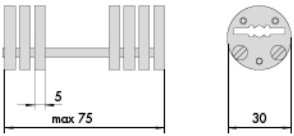
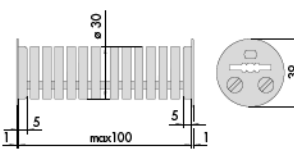
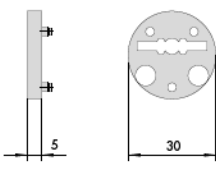
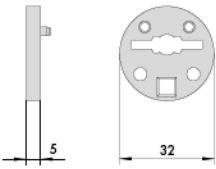
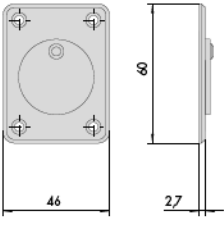
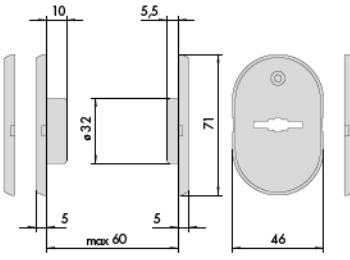
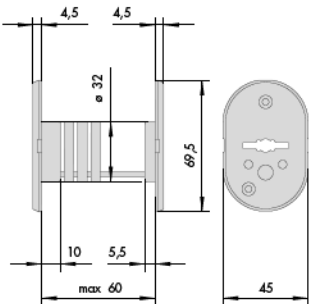
Type	Description	For series/item	L	Unit weight 	Pieces 	ITEM				
						Type	Dim.	Hand	Fin.	Pers.
	<ul style="list-style-type: none"> • Steel welding plate • For double hole locks 	56700, 57700, 57900		0,695	12	1	06429	15	0	
	<ul style="list-style-type: none"> • Steel welding plate for assembly of protection roses series 06475 	56765, 56766, 56767, 56768, 56785, 56786, 56787, 56788		0,950	12	1	06429	16	0	
	<ul style="list-style-type: none"> • Steel welding plate for assembly of protection roses series 06475 	56715, 56716, 56735, 56736		0,950	12	1	06429	18	0	
	<ul style="list-style-type: none"> • Steel welding plate for assembly of protection roses series 06475 	57765, 57766, 57785, 57786, 57787, 57915, 57916, 57917, 57935, 57936, 57937, 57965, 57966, 57967, 57985, 57986, 57987		0,950	12	1	06429	20	0	
	<ul style="list-style-type: none"> • Manganese steel anti-drill protection • For double bit key locks • May be combined with welding plates 	1 06429 05 0, 1 06429 10 0, 1 06429 15 0, 1 06429 18 0, 1 06429 20 0		0,075	12	1	06429	50	0	
	<ul style="list-style-type: none"> • Manganese steel anti-drill protection • For double bit key locks • May be combined with welding plates 	1 06429 05 0, 1 06429 10 0, 1 06429 15 0, 1 06429 18 0, 1 06429 20 0		0,075	12	1	06429	51	0	

Type	Description	For series/item	L	Unit weight Kg	Pieces	ITEM				
						Type	Dim.	Hand	Fin.	Pers.
	<ul style="list-style-type: none"> • Carbonitrided steel protection rose for bit key cylinder series 02715 and 02716 • May be combined with 6 lever and NEW CAMBIO FACILE locks • Use assembly plate item 1.06429.05.0 or 1.06429.50.0 • SUPPLIED AS STANDARD: Hardened steel hole protection plate Plate ring • AVAILABLE FINISHES: Polished brass (fin. 00) Polished chrome (fin. 18) Shotgun grey (fin. 46) 			0,280	1	1	06429	60	1	
	<ul style="list-style-type: none"> • Polished brass internal rose to be combined with European profile cylinders on locks series 15000, 56000 • AVAILABLE FINISHES: Anodized dark brown (fin. 58) Anodized light bronze (fin. 65) Anodized dark bronze (fin. 64) 			0,036	12	1	06458	10	0	
	<ul style="list-style-type: none"> • Polished brass internal rose to be combined with European profile cylinders with adjustable knob on locks series 15000, 56000 • AVAILABLE FINISHES: Anodized dark brown (fin. 58) Anodized light bronze (fin. 65) Anodized dark bronze (fin. 64) Polished chrome (fin. 18) 	0A317, 0B317		0,037	12	1	06458	20	0	
	<ul style="list-style-type: none"> • Carbonitrided steel protection rose with polished brass finish • 2 screws L. 45 mm. (M6) • AVAILABLE FINISHES: Anodized light bronze (fin. 65) Anodized dark bronze (fin. 64) Polished chrome (fin. 18) 	0A310, 0B310, 45,0 0B310, 0B710		0,200	1	1	06460	40	0	
	<ul style="list-style-type: none"> • Carbonitrided steel protection rose with polished brass finish • 2 screws (M6) • AVAILABLE FINISHES: Anodized light bronze (fin. 65) Anodized dark bronze (fin. 64) Polished chrome (fin. 18) 	0A310, 0B310, 70,0 0B310, 0B710		0,310	1	1	06460	50	0	
		0A310, 0B310, 110,0 0B310, 0B710		0,320	1	1	06460	51	0	
		0B810, 0B815 70,0		0,310	1	1	06460	60	0	
		0B810, 0B815 110,0		0,340	1	1	06460	61	0	
		0A317, 0B317 70,0		0,335	1	1	06461	50	0	
		0A317, 0B317 110,0		0,325	1	1	06461	51	0	
		0B881, 0B887 70,0		0,200	1	1	06461	60	0	
		0B881, 0B887 110,0		0,325	1	1	06461	61	0	
	<ul style="list-style-type: none"> • Carbonitrided steel rotor protection for roses series 06460 and 06461 	0A310, 0B310, 0B310, 0B510, 0B710		0,009	50	1	06466	01	0	
		0B810, 0B815		0,008	50	1	06466	02	0	

Type	Description	For series/item	 L Unit weight Pieces			ITEM				
			Type	Dim.	Hand	Fin.	Pers.	Spec.		
	<ul style="list-style-type: none"> Carbonitrided steel protective rose-casing 2 L 45 mm screws (M6) To order separately: -rose cap -cover plate ring 	0A310, 0B310	16,0	0,365	6	1	06480	00	0	
		0A310, 0B310	24,5	0,482	6	1	06480	01	0	
		0A310, 0B310	34,5	0,594	6	1	06480	02	0	
		0A310, 0B310	16,0	0,365	30	1	06480	20	0	
		0A310, 0B310	24,5	0,482	30	1	06480	21	0	
		0A310, 0B310	34,5	0,594	30	1	06480	22	0	
		08810, 08815	16,0	0,365	6	1	06480	10	0	
		0A310, 0B310	24,5	0,482	6	1	06480	11	0	
		08810, 08815	34,5	0,594	6	1	06480	12	0	
			<ul style="list-style-type: none"> Carbonitrided steel protective rose-casing with quick coupling 2 screws L 45 mm 	0A310, 0B310	16,0	0,378	6	1	06485	00
	24,5			0,482	6	1	06485	01	0	
0A310, 0B310	34,5			0,594	6	1	06485	02	0	
0A310, 0B310	16,0			0,378	30	1	06485	20	0	
0A310, 0B310	24,5			0,482	30	1	06485	21	0	
0A310, 0B310	34,5			0,594	30	1	06485	22	0	
	<ul style="list-style-type: none"> Protective rose-casing cap AVAILABLE FINISHES: Polished brass (fin. 00) Polished chrome (fin. 18) Shotgun grey (fin. 46) Dark anodized bronze (fin. 64) Dark anodized bronze (fin. 64) Satin finished nickel plated chrome (Fin B1) 	06480, 06485	16,0	0,025	6	1	06483	00	0	
		06480, 06485	16,0	0,025	30	1	06483	20	0	
	<ul style="list-style-type: none"> Cover plate ring for protective rose) AVAILABLE FINISHES: Polished brass (fin. 00) Polished chrome (fin. 18) Shotgun grey (fin. 46) Dark anodized bronze (fin. 64) Light anodized bronze (fin. 65) Satin finished nickel plated chrome (Fin B1) 	06480, 06485		0,025	6	1	06483	60	0	
		06480, 06485		0,025	30	1	06483	80	0	
	<ul style="list-style-type: none"> Cover plate ring for protective rose) AVAILABLE FINISHES: Polished brass (fin. 00) Polished chrome (fin. 18) Shotgun grey (fin. 46) Dark anodized bronze (fin. 64) Light anodized bronze (fin. 65) Satin finished nickel plated chrome (Fin B1) 	06480, 06485		0,025	30	1	06483	61	0	
		06480, 06485	16,0	0,025	30	1	06483	81	0	
	<ul style="list-style-type: none"> Carbonitrided steel rotor, polished chrome, to be combined with roses series 06470, 06475, 06476 	0A310, 0B310, 06470		0,016	50	1	06472	00	0	
		06470, 08810, 08815		0,016	50	1	06472	10	0	

Type	Description	For series/item	L	Unit weight Kg	Pieces	ITEM				
						Type	Dim.	Hand	Fin.	Pers.
	<ul style="list-style-type: none"> • Zinc plated 2 mm. spacer for protection roses 	06480		0,025	25	1	06472	40	0	
	<ul style="list-style-type: none"> • Pair of zinc plated anti-crush plates 	06480, 06485		0,025	25	1	06472	50	0	
	<ul style="list-style-type: none"> • Pair of zinc plated anti-crush plates 	06480, 06485		0,050	25	1	06472	51	0	
	<ul style="list-style-type: none"> • Internal rose • AVAILABLE FINISHES: Polished brass (fin. 00) Polished chrome (fin. 18) Shotgun grey (fin. 46) Anodized light bronze (fin. 65) Anodized dark bronze (fin. 64) 	06460, 06461, 06480, 06485		0,116	12	1	06473	00	0	
	<ul style="list-style-type: none"> • Internal rose for cylinder series OA317 and OB317 • AVAILABLE FINISHES: Polished brass (fin. 00) Polished chrome (fin. 18) Shotgun grey (fin. 46) Anodized light bronze (fin. 64) Anodized dark bronze (fin. 65) 	06460, 06461, 06480, 06485		0,120	12	1	06473	10	0	
	<ul style="list-style-type: none"> • External ring for plate • AVAILABLE FINISHES: Polished brass (fin. 00) Polished chrome (fin. 18) Shotgun grey (fin. 46) Anodized light bronze (fin. 65) Anodized dark bronze (fin. 64) 	1 06429 60 1		0,025	25	1	06473	50	0	
	<ul style="list-style-type: none"> • External ring for plate • AVAILABLE FINISHES: Polished brass (fin. 00) Polished chrome (fin. 18) Shotgun grey (fin. 46) Anodized light bronze (fin. 65) Anodized dark bronze (fin. 64) 	1 06429 60 1		0,025	25	1	06473	51	0	

Type	Description	For series/item	Unit weight Kg	Pieces	ITEM			
					Type	Dim.	Hand	Fin.
	<ul style="list-style-type: none"> Nickel-plated steel screw ON REQUEST: Brass plated steel (fin. 28) 	1 06119 00 0, 1 06123 00 1, 1 06123 03 0, 1 06123 04 0, 1 06142 00 0, 1 06142 02 0	0,017	50	1 06048 00 0			
	<ul style="list-style-type: none"> Nickel-plated steel screw 	1 06119 00 0, 1 06123 00 1, 1 06123 03 0, 1 06123 04 0, 1 06142 00 0, 1 06142 02 0	0,004	50	1 06048 01 0			
	<ul style="list-style-type: none"> Nickel-plated steel screw ON REQUEST: Brass plated steel (fin. 28) 	1 06119 00 0, 1 06123 00 1, 1 06123 03 0, 1 06123 04 0, 1 06142 00 0, 1 06142 02 0	0,006	50	1 06048 02 0			
	<ul style="list-style-type: none"> Nickel-plated steel screw ON REQUEST: Brass plated steel (fin. 28) 	1 06119 00 0, 1 06123 00 1, 1 06123 03 0, 1 06123 04 0, 1 06142 00 0, 1 06142 02 0	0,008	50	1 06048 03 0			
	<ul style="list-style-type: none"> Polished brass internal hole cover For double bit key locks 		0,029	12	1 06081 01 0			
	<ul style="list-style-type: none"> Outside brass escutcheon 	1 06119 00 0, 1 06142 00 0, 57000	0,030	12	1 06082 00 0			
	<ul style="list-style-type: none"> Polished brass key guide For double bit key locks 		0,041	5	1 06123 04 0			

Type	Description	For series/item	Unit weight Kg	Pieces	ITEM			
					Type	Dim.	Hand	Fin.
	<ul style="list-style-type: none"> Nylon key guide supplied with 7 spacers For double bit key locks 		0,050	1	1	06142	01	0
	<ul style="list-style-type: none"> Key guide with nylon flange supplied with twelve spacers 	1 57500 08 0, 1 57505 08 0, 1 57510 08 0, 1 57515 08 0	0,061	1	1	06142	02	0
	<ul style="list-style-type: none"> Nylon spacer for key guide series 06142 and 06123 		0,003	100	1	06142	50	0
	<ul style="list-style-type: none"> Nylon spacer for key guide series 06144 and 06145 		0,004	100	1	06142	51	0
	<ul style="list-style-type: none"> Inside brass escutcheon with plug 	57000	0,032	12	1	06143	00	0
	<ul style="list-style-type: none"> Polished brass rose with key guide For double bitted locks AVAILABLE FINISHES: Polished chrome (fin.18) Anodized light bronze(fin.64) Anodized dark bronze (fin.65) 		0,105	6	1	06144	10	1
	<ul style="list-style-type: none"> Nylon key guide, including 2 supports for escutcheon and 3 spacers For double bit key locks 		0,066	6	1	06144	15	0

Type	Description	For series/item	Unit weight Kg	Pieces	ITEM				
					Type	Dim.	Hand	Fin.	Pers. Spec.
	<ul style="list-style-type: none"> Polished brass cover for escutcheon and key guide AVAILABLE FINISHES: Polished chrome (fin.18) Anodized light bronze (fin.64) Anodized dark bronze (fin.65) 	1 06144 10 1, 1 06144 15 0	0,030	50	1	06144	50	1	
	<ul style="list-style-type: none"> Polished brass escutcheon with key guide For double bit key locks AVAILABLE FINISHES: Polished brass (fin.00) Polished chrome (fin.18) Anodized light bronze (fin.64) Anodized dark bronze (fin.65) 		0,135	6	1	06145	10	0	
	<ul style="list-style-type: none"> Polished brass escutcheon with key guide For double bit key locks AVAILABLE FINISHES: Polished brass (fin.00) Polished chrome (fin.18) Anodized light bronze (fin.64) Anodized dark bronze (fin.65) 		0,130	6	1	06145	11	0	
	<ul style="list-style-type: none"> Key guide escutcheon-nylon key complete with support for escutcheon and 3 spacers For double bitted locks 		0,135	6	1	06145	15	0	
	<ul style="list-style-type: none"> Set of brass cover for escutcheon item 1.06145.00.0 AVAILABLE FINISHES: Polished brass (fin.00) Polished chrome (fin.18) Anodized light bronze (fin.64) Anodized dark bronze (fin.65) 	1 06145 10 0, 1 06145 15 0	0,071	6	1	06145	50	0	
	<ul style="list-style-type: none"> Nickel-plated steel flat striker For 28 mm.dead-bolt locks distance 		0,132	6	1	06220	00	0	
	<ul style="list-style-type: none"> Nickel-plated steel flat striker For 28 mm.dead-bolt locks distance 		0,250	6	1	06220	02	0	
	<ul style="list-style-type: none"> Nickel-plated steel flat striker 	1 06433 00 0, 1 06434 00 0, 1 06437 00 0	0,169	6	1	06220	03	0	

Type	Description	For series/item	Unit weight Kg	Pieces	ITEM				
					Type	Dim.	Hand	Fin.	Pers.
	<ul style="list-style-type: none"> Nickel-plated steel flat striker For double hole locks 		0,220	6	1	06220	05	0	
	<ul style="list-style-type: none"> Nickel-plated steel flat striker For electric locks 	15510, 15515, 15530, 15535, 17510, 17515, 17530, 17535	0,132	6	1	06220	20	0	
	<ul style="list-style-type: none"> Nickel plated steel striker plate For panic function locks with deadbolt distance of 27 mm 	56900	0,250	6	1	06220	25	0	
	<ul style="list-style-type: none"> Nickel plated steel striker plate For panic function locks with deadbolt distance of 28 mm 	56900	0,250	6	1	06220	26	0	
	<ul style="list-style-type: none"> Nickel plated steel striker plate For panic function locks with deadbolt distance of 38 mm 	56900	0,250	6	1	06220	27	0	
	<ul style="list-style-type: none"> Nickel plated steel striker plate For 1 deadbolt diverting devices 	06433	0,169	6	1	06220	28	0	
	<ul style="list-style-type: none"> Nickel plated steel striker plate For 2 deadbolt diverting devices 	06433	0,169	6	1	06220	29	0	
	<ul style="list-style-type: none"> Nickel-plated steel faceplate 28 mm. dead-bolt distance 	57500	0,297	6	1	06221	00	0	
	<ul style="list-style-type: none"> Nickel-plated steel faceplate 28 mm. dead-bolt distance 	56500	0,300	6	1	06221	01	0	

Type	Description	For series/item	Unit weight Kg	Pieces	ITEM				
					Type	Dim.	Hand	Fin.	Pers. Spec.
	<ul style="list-style-type: none"> Nickel-plated steel faceplate 28 mm. dead-bolt distance 	17500	0,275	6	1	06221	10	0	
	<ul style="list-style-type: none"> Nickel-plated steel faceplate 28 mm. dead-bolt distance 	15500	0,295	6	1	06221	11	0	
	<ul style="list-style-type: none"> Nickel-plated steel faceplate 28 mm. dead-bolt distance 	1 B7515 28 0	0,297	6	1	06221	15	0	
	<ul style="list-style-type: none"> Nickel-plated steel faceplate 28 mm. dead-bolt distance 	1 B6515 28 0	0,297	6	1	06221	16	0	
	<ul style="list-style-type: none"> Nickel-plated steel faceplate 28 mm. dead-bolt distance 	1 B6515 38 0	0,297	6	1	06221	17	0	
	<ul style="list-style-type: none"> Nickel plated steel faceplate Deadbolt distance 28 mm 	B7665	0,297	6	1	06221	18	0	
	<ul style="list-style-type: none"> Nickel plated steel faceplate Deadbolt distance 38 mm 	B7665	0,297	6	1	06221	19	0	
	<ul style="list-style-type: none"> Nickel plated steel faceplate Deadbolt distance 28 mm 	56835, 57815	0,297	6	1	06221	20	0	
	<ul style="list-style-type: none"> Nickel-plated steel faceplate 28 mm. dead-bolt distance 	57715, 57716, 57735, 57736	0,380	6	1	06221	50	0	
	<ul style="list-style-type: none"> Nickel plated steel faceplate Deadbolt distance 28 mm 	56765, 56766, 56785, 56786	0,380	6	1	06221	51	0	
	<ul style="list-style-type: none"> Nickel plated steel faceplate Deadbolt distance 28 mm 	57915, 57965	0,380	6	1	06221	52	0	

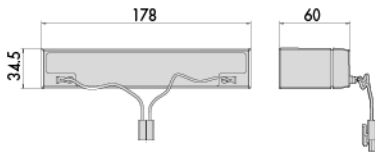
Type	Description	For series/item	Unit weight Kg	Pieces	ITEM				
					Type	Dir.	Hand	Fin.	Pers.
	<ul style="list-style-type: none"> Nickel plated steel faceplate Deadbolt distance 28 mm 	B6764, B6765, B6766	0,380	6	1	06221	60	0	
	<ul style="list-style-type: none"> Nickel plated steel faceplate Deadbolt distance 38 mm 	B6764, B6765, B6766	0,380	6	1	06221	61	0	
	<ul style="list-style-type: none"> Nickel plated steel faceplate Deadbolt distance 28 mm 	B7964, B7965, B7966	0,380	6	1	06221	62	0	
	<ul style="list-style-type: none"> Nickel plated steel faceplate Deadbolt distance 38 mm 	B7964, B7965, B7966	0,380	6	1	06221	63	0	
	<ul style="list-style-type: none"> Nylon slide 	15000, 17000	0,003	6	1	06224	50	0	
	<ul style="list-style-type: none"> Bush for latchbolt guide For electrical locks 		0,003	6	1	06224	60	0	
	<ul style="list-style-type: none"> Nickel-plated steel cover plate For electric locks with 28 mm. dead-bolt distance 		0,023	6	1	06228	08	0	
	<ul style="list-style-type: none"> Nickel-plated steel cover plate For 28 mm. dead-bolt distance 		0,024	25	1	06228	28	0	
	<ul style="list-style-type: none"> Steel spring rod for floor bolt item 1.06425.00.0 	1 06425 00 0	0,221	12	1	06291	50	0	

Type	Description	For series/item	Kg	Pieces	ITEM	Type	Dim.	Hand	Fin.	Pers.	Spec.
	<ul style="list-style-type: none"> • Pair of zinc plated steel diverting devices • For mortice locks 		0,128	6	1 06418 01 0						
	<ul style="list-style-type: none"> • Pair of zinc plated steel diverting devices • For mortice locks 		0,047	6	1 06418 03 0						
	<ul style="list-style-type: none"> • Opening limiting device chain • For double hole locks with opening limiting device 		0,066	0	1 06421 10 1						
			0,120	0	1 06421 10 2						
	<ul style="list-style-type: none"> • Set of zinc plated extended bolts • For rim locks pre-arranged for additional locking points 		1,500	1	1 06425 02 0						
	<ul style="list-style-type: none"> • Set of zinc plated extended bolts • For rim locks pre-arranged for additional locking points 		1,435	1	1 06425 03 0						

Type	Description	For series/item	Unit weight Kg	Pieces	ITEM			
					Type	Dim.	Hand	Fin.
	<ul style="list-style-type: none"> • Set of zinc plated steel connecting bars • For rim locks pre-arranged for additional locking points 		1,300	1	1	06425	04	0
	<ul style="list-style-type: none"> • Top and bottom extended bolts for use with rekeyable locks (lower spring rod) • For rim locks pre-arranged for additional locking points 		1,610	1	1	06425	05	0
	<ul style="list-style-type: none"> • Pair of bolts for diverter deadbolt control, galvanized steel • For rim locks pre-set for additional locking points 	56900	0,400	6	1	06425	06	0
	<ul style="list-style-type: none"> • Zinc plated side bolt (single) • S = 3,5 mm. • For rim locks pre-arranged for additional locking points 		0,455	1	1	06433	00	0
	<ul style="list-style-type: none"> • Zinc plated side bolt (single) • S = 43,5 mm. • For rim locks pre-arranged for additional locking points 		0,510	1	1	06433	10	0
	<ul style="list-style-type: none"> • Zinc plated side bolt (double) • S = 3,5 mm. • For rim locks pre-arranged for additional locking points 		0,855	1	1	06433	01	0
	<ul style="list-style-type: none"> • Zinc plated side bolt (double) • S = 4,5 mm. • For rim locks pre-arranged for additional locking points 		0,990	1	1	06433	11	0

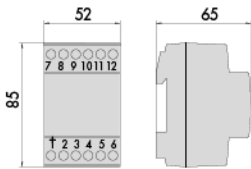
Type	Description	For series/item	Unit weight Pieces	ITEM			
				Type	Dim.	Hand	Fin.
	<ul style="list-style-type: none"> • Zinc plated side bolt (single) • For mortice locks pre-arranged for additional locking points 		0,646 1	1	06434	00	0
	<ul style="list-style-type: none"> • Zinc plated side bolt (double) • For mortice locks pre-arranged for additional locking points 		1,000 1	1	06434	01	0
	<ul style="list-style-type: none"> • Zinc plated side bolt (single) • For rim locks pre-arranged for additional locking points 		0,448 1	1	06437	00	0
	<ul style="list-style-type: none"> • Zinc plated side bolt (double) • For rim locks pre-arranged for additional locking points 		0,789 1	1	06437	01	0
	<ul style="list-style-type: none"> • Pair of nylon electric contacts 	15000, 17000	0,029 6	6	06510	10	0
	<ul style="list-style-type: none"> • Concealed cable guard with spring 	15000, 17000	0,058 6	6	06515	00	0
	<ul style="list-style-type: none"> • Concealed cable guard with spring 		0,325 6	6	06515	15	0

Type	Description	For series/Item	Kg	Pcs	ITEM				
					Type	Dir.	Hand	Fin.	Pers.



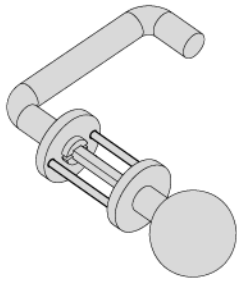
• Battery (lead) 12V 2.3 ah

0,492 1 1 06740 00 0



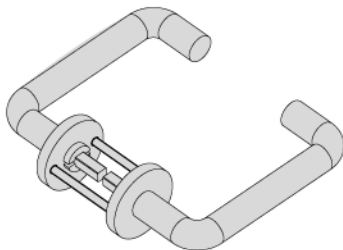
• 40 VA 12V ac transformer

0,492 1 1 07060 01 0



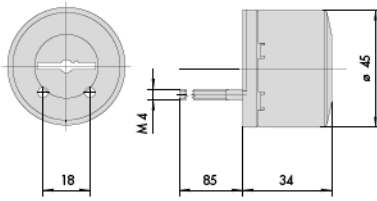
• Pair of handles to install with Exit lock
 • AVAILABLE FINISHES:
 Anodized bronze (fin. 00)
 Satin finished nickel plated chrome (fin. B1)

56915, 56935 0,400 1 1 07070 50 0

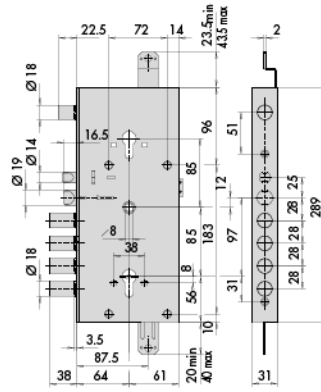


• Handle and fixed thumb turn to install with Exit lock
 • AVAILABLE FINISHES:
 Anodized bronze (fin. 00)
 Satin finished nickel plated chrome (fin. B1)

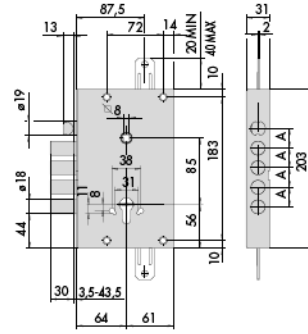
56916, 56917, 56936, 56937 0,400 1 1 07070 60 0



02715, 02716



16766, 17766, 17916, 17966

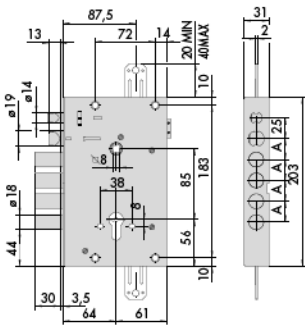


56510, 56515, 56815, 56915, 56916, 56917,
57510, 57511, 57512, 57515, 57516, 57517,
57518, 57615, 57665
A = 25 - 27 - 28 - 32 - 38

1

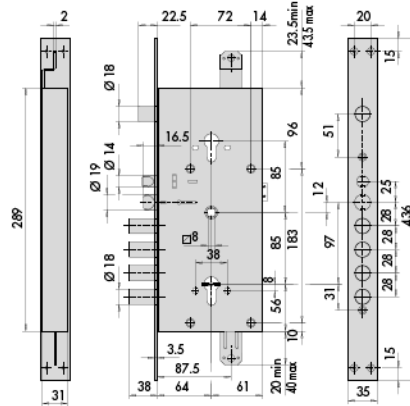
4

7

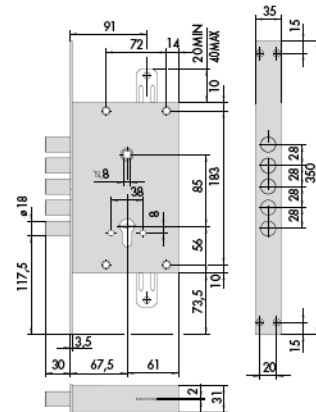


15510, 17510, 15515, 17515,
17615, 17665, E6515, E6615

A = 25 - 27 - 28 - 32 - 38



16786, 17786, 17936, 17986

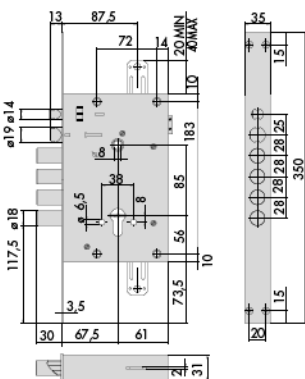


56520, 57520, 57521
56525, 57525, 57526, 57625, 57675

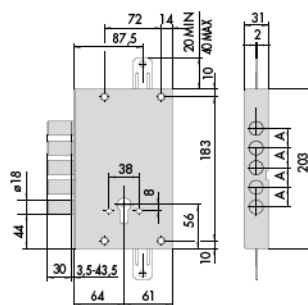
2

5

8

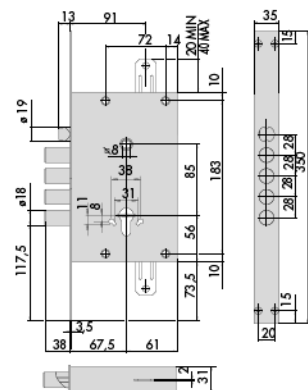


15530, 17530, 15535, 17535,
17635, 17685, E6535



56500, 57500, 57501, 57502, 56505,
57505, 57506, 57507, 57605, 57655

A = 25 - 27 - 28 - 32 - 38



56530, 56535, 56835, 56935, 56936, 56937,
57530, 57531, 57535, 57536, 57635, 57685

3

6

9

