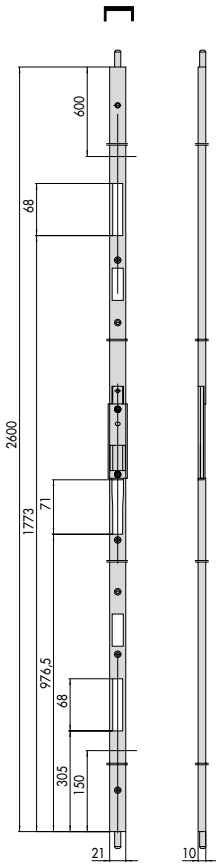
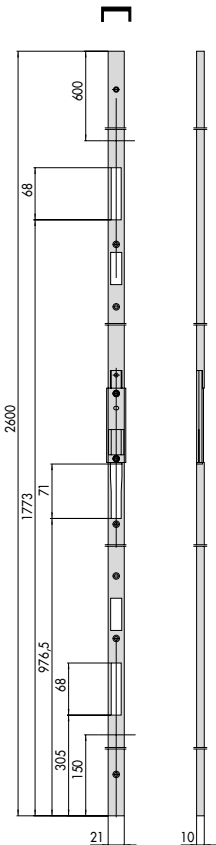


Type	Description	For series/item	Unit weight Kg	Pieces	ITEM				
					Type	Dim.	Hand	Fin.	Pers.





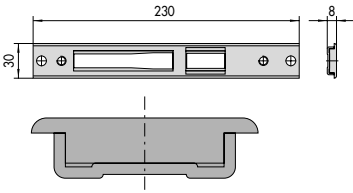
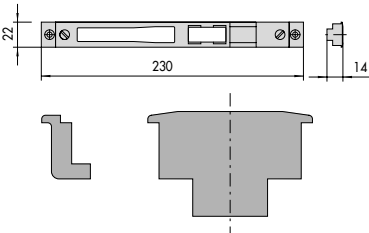
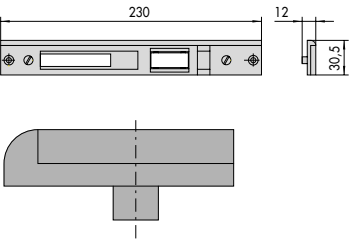
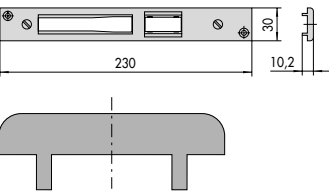
- FOR DOUBLE-LEAF DOORS
- Adjustable striking plate with 21 x 10 mm. U-shaped faceplate, black electrically coloured, height 2.600 mm.
 - top adjustment 650 mm.
 - bottom adjustment 150 mm.
- For use with locks with U-shaped faceplate
- Lateral adjustment
- Thickness adjustment
- Top/bottom locking points
- Top striker item 1.06141.80.0
- ON REQUEST:
 - floor striker item 1.06086.00.0
 - floor striker with dust cover item 1.06086.02.0

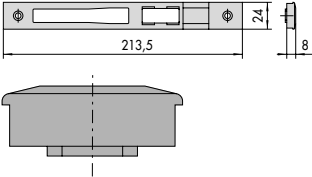
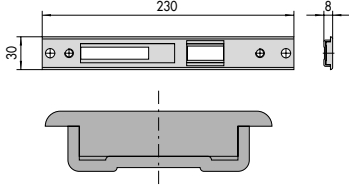
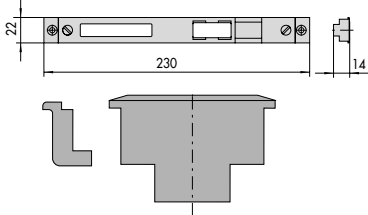
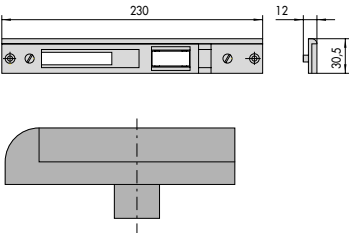
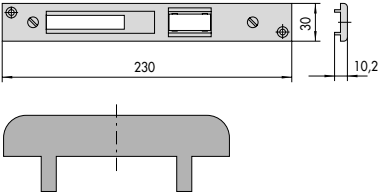
16425, 16625, 1,100 1 1 06400 00 0
 46420, 46425,
 46435, 46445,
 46450, 46625,
 46650



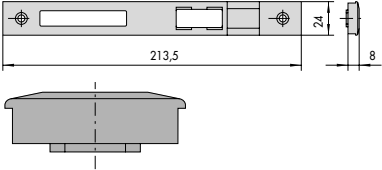
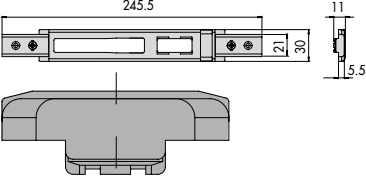
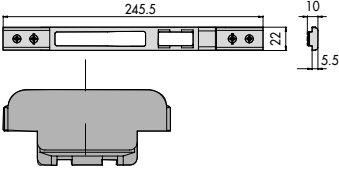
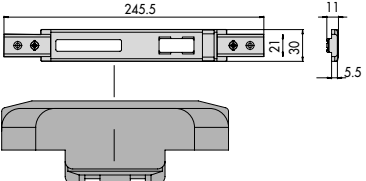


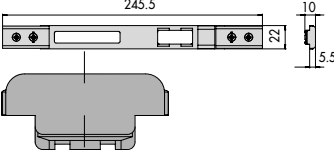
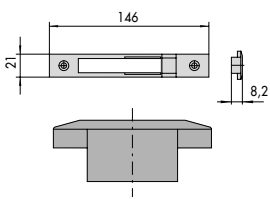
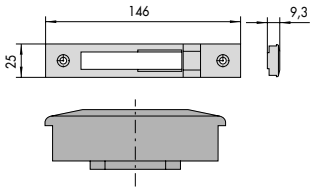
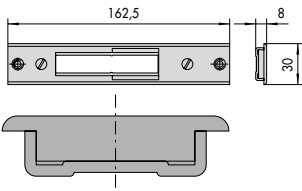
- FOR SINGLE-LEAF DOORS
- Adjustable striking plate with 21 x 10 mm. U-shaped faceplate, black electrically coloured, height 2.600 mm.
 - top adjustment 600 mm.
 - bottom adjustment 150 mm.
- For use with locks with U-shaped faceplate
- Lateral adjustment
- Thickness adjustment


16425, 16625, 0,840 1 1 06401 00 0
 46420, 46425,
 46435, 46445,
 46450, 46625,
 46650

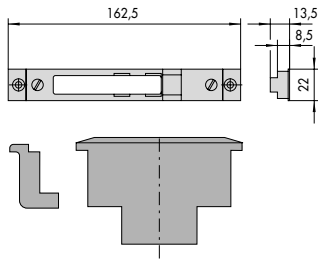
Type	Description	For series/item	Unit weight 	Pieces 	ITEM				
					Type	Dim.	Hand	Fin.	Pers. Spec.
	<ul style="list-style-type: none"> • Lateral adjustment • Thickness adjustment • For roller locks use nylon insert item 1.06141.70.0 	16205, 16215, 16225, 16425, 16525, 16625, 16725, 46200, 46210, 46215, 46220, 46225, 46230, 46250, 46420, 46425, 46435, 46445, 46450, 46520, 46525, 46550, 46625, 46650, 46725, 46750	0,163	12	1	06463	04	0	
	<ul style="list-style-type: none"> • Lateral adjustment • For roller locks use nylon insert item 1.06141.71.0 	16205, 16215, 16225, 16425, 16525, 16625, 16725, 46200, 46210, 46215, 46220, 46225, 46230, 46250, 46420, 46425, 46435, 46445, 46450, 46520, 46525, 46550, 46625, 46650, 46725, 46750	0,173	12	1	06463	05	0	
	<ul style="list-style-type: none"> • Lateral adjustment • For roller locks use nylon insert item 1.06141.70.0 	16205, 16215, 16225, 16425, 16525, 16625, 16725, 46200, 46210, 46215, 46220, 46225, 46230, 46250, 46420, 46425, 46435, 46445, 46450, 46520, 46525, 46550, 46625, 46650, 46725, 46750	0,174	12	1	06463	06	0	
	<ul style="list-style-type: none"> • Lateral adjustment • For roller locks use nylon insert item 1.06141.70.0 	16205, 16215, 16225, 16425, 16525, 16625, 16725, 46200, 46210, 46215, 46220, 46225, 46230, 46250, 46420, 46425, 46435, 46445, 46450, 46520, 46525, 46550, 46625, 46650, 46725, 46750	0,160	12	1	06463	07	0	

Type	Description	For series/item	Unit weight Kg	Pieces	ITEM				
					Type	Dim.	Hand	Fin.	Pers.
	<ul style="list-style-type: none"> For roller locks use nylon insert item 1.06141.71.0 	16205, 16215, 16225, 16425, 16525, 16625, 16725, 46200, 46210, 46215, 46220, 46225, 46230, 46250, 46420, 46425, 46435, 46445, 46450, 46520, 46525, 46550, 46625, 46650, 46725, 46750	0,150	12	1	06463	09	0	
	<ul style="list-style-type: none"> Lateral adjustment Thickness adjustment For roller locks use nylon insert item 1.06141.70.0 	18128, 18225, 18229, 18425, 18525, 48128, 48153, 48225, 48229, 48250, 48254, 48425, 48450, 48525, 48550	0,172	12	1	06463	14	0	
	<ul style="list-style-type: none"> Lateral adjustment Thickness adjustment For roller locks use nylon insert item 1.06141.71.0 	18128, 18225, 18229, 18425, 18525, 48128, 48153, 48225, 48229, 48250, 48254, 48425, 48450, 48525, 48550	0,190	12	1	06463	15	0	
	<ul style="list-style-type: none"> Lateral adjustment Thickness adjustment For roller locks use nylon insert item 1.06141.70.0 	18128, 18225, 18229, 18425, 18525, 48128, 48153, 48225, 48229, 48250, 48254, 48425, 48450, 48525, 48550	0,180	12	1	06463	16	0	
	<ul style="list-style-type: none"> Lateral adjustment For roller locks use nylon insert item 1.06141.70.0 	18128, 18225, 18229, 18425, 18525, 48128, 48153, 48225, 48229, 48250, 48254, 48425, 48450, 48525, 48550	0,170	12	1	06463	17	0	

Type	Description	For series/item	Unit weight 	Pieces 	ITEM				
					Type	Dim.	Hand	Fin.	Peris. Spec.
	<ul style="list-style-type: none"> For roller locks use nylon insert item 1.06141.71.0 	18128, 18225, 18229, 18425, 18525, 48128, 48153, 48225, 48229, 48250, 48254, 48425, 48450, 48525, 48550	0,170	12	1	06463	19	0	
	<ul style="list-style-type: none"> Lateral adjustment For roller locks use nylon insert item 1.06141.71.0 PROFILES: R50TT, NEW TEC 52 SOR TT, etc. with outward opening 	16205, 16215, 16225, 16425, 16525, 16625, 16725, 46200, 46210, 46215, 46220, 46225, 46230, 46250, 46420, 46425, 46435, 46445, 46450, 46520, 46525, 46550, 46625, 46650, 46725, 46750	0,185	12	1	06463	21	0	
	<ul style="list-style-type: none"> REPLACES ITEM 1.06463.08.0 Lateral adjustment Central part in lacquered steel For roller locks use nylon insert item 1.06141.71.0 	16205, 16215, 16225, 16425, 16525, 16625, 16725, 46200, 46210, 46215, 46220, 46225, 46230, 46250, 46420, 46425, 46435, 46445, 46450, 46520, 46525, 46550, 46625, 46650, 46725, 46750	0,130	12	1	06463	22	0	
	<ul style="list-style-type: none"> IDEM Central part in stainless steel 		0,145	12	1	06463	23	0	
	<ul style="list-style-type: none"> Lateral adjustment For roller locks use nylon insert item 1.06141.71.0 PROFILES: R50TT, NEW TEC 52 SOR TT, etc. with outward opening 	18128, 18225, 18229, 18425, 18525, 48128, 48153, 48225, 48229, 48250, 48254, 48425, 48450, 48525, 48550	0,230	12	1	06463	31	0	

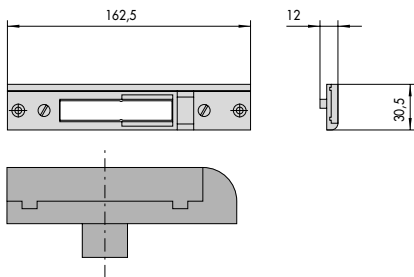
Type	Description	For series/item	Unit weight Kg	Pieces	ITEM				
					Type	Dim.	Hand	Fin.	Pers.
	<ul style="list-style-type: none"> • REPLACES ITEM 1.06463.18.0 • Lateral adjustment • Central part in lacquered steel • For roller locks use nylon insert item 1.06141.71.0 	18128, 18225,	0,145	12	1	06463	32	0	
		18229, 18425, 18525, 48128, 48153, 48225, 48229, 48250, 48254, 48425, 48450, 48525, 48550							
	<ul style="list-style-type: none"> • IDEM • Central part in stainless steel 		0,145	12	1	06463	33	0	
	<ul style="list-style-type: none"> • For roller locks use nylon insert item 1.06141.71.0 	1 06443 00 0,	0,053	12	1	06465	02	0	
		1 06443 05 0, 1 06453 05 0, 46200, 46210, 46220, 46420, 46520, 48123, 48220, 48224, 48420, 48520, 57330, 57335, 57370, 57375							
	<ul style="list-style-type: none"> • For roller locks use nylon insert item 1.06141.71.0 	1 06443 00 0,	0,108	12	1	06465	03	0	
		1 06443 05 0, 1 06453 05 0, 17352, 17357, 46200, 46210, 46220, 46420, 46520, 48123, 48220, 48224, 48420, 48520, 57312, 57317, 57320, 57325, 57330, 57335, 57352, 57357, 57360, 57365, 57370, 57375							
	<ul style="list-style-type: none"> • Lateral adjustment • Thickness adjustment • For roller locks use nylon insert item 1.06141.70.0 	1 06443 00 0,	0,125	12	1	06465	04	0	
		1 06443 05 0, 1 06453 05 0, 17352, 17357, 46200, 46210, 46220, 46420, 46520, 48123, 48220, 48224, 48420, 48520, 57312, 57317, 57320, 57325, 57330, 57335, 57352, 57357, 57360, 57365, 57370, 57375							

Type	Description	For series/item	Unit weight  Kg	Pieces 	ITEM			
					Type	Dim.	Hand	Fin.



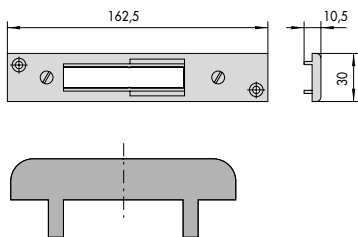
- Lateral adjustment
- For roller locks use nylon insert item 1.06141.71.0

1 06443 00 0,	0,125	12	1 06465 05 0
1 06443 05 0,			
1 06453 05 0,			
17352, 17357,			
46200, 46210,			
46220, 46420,			
46520, 48123,			
48220, 48224,			
48420, 48520,			
57312, 57317,			
57320, 57325,			
57330, 57335,			
57352, 57357,			
57360, 57365,			
57370, 57375			



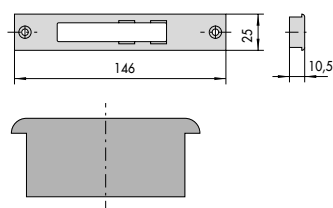
- Lateral adjustment
- For roller locks use nylon insert item 1.06141.70.0

1 06443 00 0,	0,122	12	1 06465 06 0
1 06443 05 0,			
1 06453 05 0,			
17352, 17357,			
46200, 46210,			
46220, 46420,			
46520, 48123,			
48220, 48224,			
48420, 48520,			
57312, 57317,			
57320, 57325,			
57330, 57335,			
57352, 57357,			
57360, 57365,			
57370, 57375			

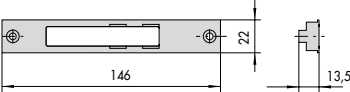
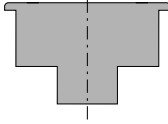


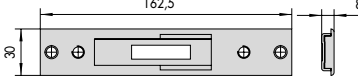
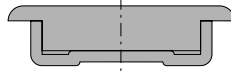
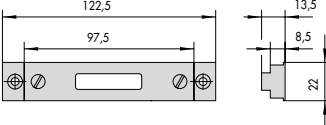
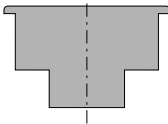
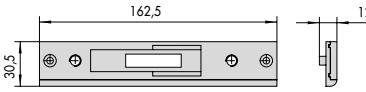
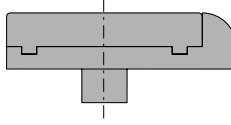

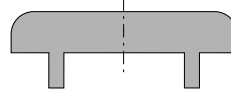


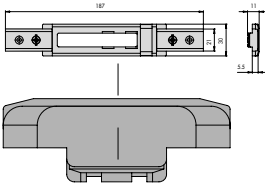
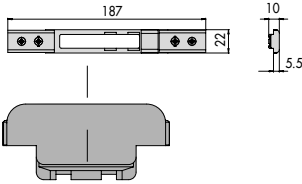
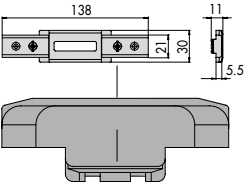
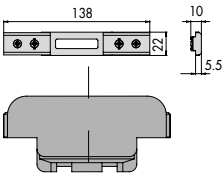
- Lateral adjustment
- For roller locks use nylon insert item 1.06141.70.0

1 06443 00 0,	0,117	12	1 06465 07 0
1 06443 05 0,			
1 06453 05 0,			
17352, 17357,			
46200, 46210,			
46220, 46420,			
46520, 48123,			
48220, 48224,			
48420, 48520,			
57312, 57317,			
57320, 57325,			
57330, 57335,			
57352, 57357,			
57360, 57365,			
57370, 57375			



1 06443 00 0,	0,099	12	1 06465 08 0
1 06443 05 0,			
1 06453 05 0,			
46200, 46210,			
46220, 46420,			
46520			

Type	Description	For series/item	Unit weight Kg	Pieces	ITEM				
					Type	Dim.	Hand	Fin.	Pers.
 		1 06443 00 0, 1 06443 05 0, 1 06453 05 0, 46200, 46210, 46220, 46420, 46520	0,086	12	1 06465 09 0				
 		1 06443 00 0, 1 06443 05 0, 1 06453 05 0, 46200, 46210, 46220, 46420, 46520	0,115	12	1 06465 10 0				
 	<ul style="list-style-type: none"> • Lateral adjustment • Thickness adjustment 	1 06443 20 0, 1 06443 25 0, 1 06444 15 0, 1 06444 20 0, 18425, 18525, 48420, 48425, 48450, 48520, 48525, 48550	0,141	12	1 06465 14 0				
 	<ul style="list-style-type: none"> • Lateral adjustment 	1 06443 20 0, 1 06443 25 0, 1 06444 15 0, 1 06444 20 0, 18425, 18525, 48420, 48425, 48450, 48520, 48525, 48550	0,115	12	1 06465 15 0				
 	<ul style="list-style-type: none"> • Lateral adjustment 	1 06443 20 0, 1 06443 25 0, 1 06444 15 0, 1 06444 20 0, 18425, 18525, 48420, 48425, 48450, 48520, 48525, 48550	0,137	12	1 06465 16 0				
 	<ul style="list-style-type: none"> • Lateral adjustment 	1 06443 20 0, 1 06443 25 0, 1 06444 15 0, 1 06444 20 0, 18425, 18525, 48420, 48425, 48450, 48520, 48525, 48550	0,133	12	1 06465 17 0				

Type	Description	For series/item	Unit weight Kg	Pieces	ITEM				
					Type	Dim.	Hand	Fin.	Peris. Spec.
	<ul style="list-style-type: none"> • Lateral adjustment • For roller locks use nylon insert item 1.06141.71.0 • PROFILES: R50TT, NEW TEC 52 SOR TT, etc. with outward opening 	1 06443 00 0,	0,140	12	1	06465	21	0	
		1 06443 05 0, 1 06453 05 0, 17352, 17357, 46200, 46210, 46220, 46420, 46520, 48123, 48220, 48224, 48420, 48520, 57312, 57317, 57320, 57325, 57330, 57335, 57352, 57357, 57360, 57365, 57370, 57375							
	<ul style="list-style-type: none"> • REPLACES ITEM 1.06465.02.0 • Lateral adjustment • Central part in lacquered steel • For roller locks use nylon insert item 1.06141.71.0 	1 06443 00 0,	0,112	12	1	06465	22	0	
		1 06443 05 0, 1 06453 05 0, 17352, 17357, 46200, 46210, 46220, 46420, 46520, 48123, 48220, 48224, 48420, 48520, 57312, 57317, 57320, 57325, 57330, 57335, 57352, 57357, 57360, 57365, 57370, 57375							
	<ul style="list-style-type: none"> • IDEM • Central part in stainless steel 		0,130	12	1	06465	23	0	
	<ul style="list-style-type: none"> • Lateral adjustment • For roller locks use nylon insert item 1.06141.71.0 • PROFILES: R50TT, NEW TEC 52 SOR TT, etc. with outward opening 	1 06443 20 0,	0,120	12	1	06465	31	0	
		1 06443 25 0, 1 06444 15 0, 1 06444 20 0, 18425, 18525, 48420, 48425, 48450, 48520, 48525, 48550							
	<ul style="list-style-type: none"> • REPLACES ITEM 1.06463.08.0 • Lateral adjustment • Central part in lacquered steel • For roller locks use nylon insert item 1.06141.71.0 • European camera profile 	1 06443 20 0,	0,110	12	1	06465	32	0	
		1 06443 25 0, 1 06444 15 0, 1 06444 20 0, 18425, 18525, 48420, 48425, 48450, 48520, 48525, 48550							
	<ul style="list-style-type: none"> • IDEM • Central part in stainless steel 		0,110	12	1	06465	33	0	